

**Mountain Empire Model Railroaders Club &  
George L Carter Chapter of NRHS Newsletter**

**THE SIGNAL BRIDGE**

**AND**

**THE COAL ROAD**

Volume 28 – Issue 4 April 2021

Cover photograph of Norfolk & Western 611 – by Paul Haynes

**Lose Track of Time!**

**Inside this issue:**

Club News	6–25
President's Msg	2–5
Lose Track of Time	1
Meeting Minutes	26–28
O S Tower Call	
Club Information	29



## The View from the Engineer's Side of the Cab & The Drawbar



Ah, Spring! What a delightful time of the year. Spring wildflowers bursting with color, trees putting out new yellow-green foliage, migrant birds arriving and nesting season beginning along with warmer temperatures. Many of us have had our COVID-19 vaccinations and are feeling a little safer about being around others. Hopefully, everyone who wants a vaccine shot will soon have theirs. With the nicer weather, our museum visitation is also picking up and we are seeing a lot more families on Saturdays with younger children. Let me also extend a warm

welcome to our newest members and wish speedy recoveries to good health to any of our railroad family who have been ill. We are delighted to have new members in our ranks and we look forward to seeing those members who have not been to a club meeting (electronically) or to our railroad museum in a while.

**ETSU:** The Spring Semester comes to an end soon with indoor graduations ceremonies scheduled for Saturday, 8 May. The university administration is making plans to enter their COVID-Phase 4 stage with a further opening up of the campus around May 15. With graduation and the end of a semester at hand, we should soon see even fewer people on campus than we have experienced over the past academic year. However, our parking situation may tighten up even more with the end of this semester. The remodeling of Lamb Hall, the building just across the street to the south of our front door, is scheduled to begin around 15 May. The parking lot that has been used by students, faculty, staff, use and our visitors, is slated to become a staging yard for the contractors and the materials they will use to refurbish this older campus building. That project is projected to take approximately 2 years to complete. This will mean that all of us will be parking a greater distance from the Campus Center Building that houses the Carter Railroad Museum for quite some time. Please watch for the constructions signs that will begin to appear in the area next month and be careful as you find parking spaces and negotiate the walk from wherever you find to park to and from the railroad museum. Please remember to display your parking passes on the dashboard of your vehicles to avoid parking violations.

**Carter RR Museum Plans:** Many of you saw the great article we had in *The Johnson City Press* on Monday, 29 March 2021. We got almost half of the front page in color in an article focused on the fact that our little railroad museum has outgrown our space, and that, combined with the projected loss of our building when a university proposed replacement building may be funded by the Tennessee Legislature in Nashville, means we will someday need to find a new, larger location. Additionally, the remodeling of a nearby university building beginning soon will severely curtail parking near the museum. We have gotten a lot of response, all positive, from that well-written article. I have had enquires from Erwin, Kingsport, Elizabethton, as well as from Scott County, VA. Johnson City's administrators are continuing to actively work with us as well as the university. That there is so much interest in our area to perhaps have our museum located in their communities, is a true testament to the value that is being placed on the quality of your work and our exhibits, on our public service outreach educational programs, and the drawing power to visitors that we have created. I am very optimistic that we will find a venue that will better suit our needs, and that of the community, sometime in the near future. Thank you for all the excellent work you have put into our exhibits, for the outstanding way you greet our visitors, and for the professional manner in which you conduct yourselves as volunteers of the university. You are all valued and very much appreciated by so many. I will do my best to keep everyone informed as I continue to strive to find a larger and better space for our railroad museum. (continued on page 3)

# The View from the Engineer's Side of the Cab & The Drawbar

(continued from page 2)

**COVID-19:** As mentioned earlier, covid is still with us even as the university and all of us try to get back to the "new normal" that resembles the life we were all accustomed to living before this global pandemic became part of our lives. We at the Carter Railroad Museum and in the Mountain Empire Model Railroaders and the George L. Carter Chapter NRHS, will continue to do whatever we can to prevent contracting the virus and/or spreading it to others. We will continue to social distance, to take everyone's temperatures as they enter the building, to wash our hands and use hand sanitizers, and follow all of the other guidelines to try to keep us all safe and healthy. I know that many of us have now been vaccinated against the covid virus. But I also know that some of you have expressed a hesitancy to get the shots fearing the possible side-effects, or for philosophical reasons. The small possible personal risks of getting the vaccine are so far outweighed by the medical consequences to your health, and to the health of others, of contracting this sometimes-deadly virus that I pray you will reconsider your position not to get vaccinated. Please protect yourself and others and get vaccinated at your first possible opportunity.

We shall continue to meet monthly for our regular combined MEMRR/G.L. Carter Chapter NRHS business meeting via zoom. Our webmasters will continue to send email invitations, or text invitations, as well as meeting reminders to all members prior to the 3<sup>rd</sup> Tuesday of the month. Please join us if you can on your computer, smart phone or iPad. We will continue to conduct the business of the clubs and have a program at each meeting. I think it will be at least August before we feel comfortable enough to resume our meetings indoors in person.

**Heritage Days:** We celebrated the legacy of steam locomotion for our Heritage Day in March. April will take us to the next generation of motive power, that transition that began with new inventions in the 1930s that became the forerunners of the diesel locomotives of today. **Our HERITAGE DAY EVENT for April will be Diesel Daze!** We will be celebrating those first-generation electric-diesel locomotives that arrived on the rails **pre-1970**. So, bring in the diesels from your favorite railroads, and the passenger or freight consists that go with them, and let's show off early diesel power on the MEMRR HO layout and the Carter RR Museum's N-Scale layout for our pleasure and that of our visitors. ***Diesel Daze April 24!***

**Special "Tweetsie" Event:** As you are aware we will not be able to host our Annual Big Train Show again this year. In 2020 COVID-19 shut us down, but this year ETSU is remodeling the interior of the Mini-Dome, the venue we have used from the beginning for our annual train show. Therefore, we were forced to once again cancel this popular growing regional train show.

Some of us feel we should do something "big" to fill the void and we are beginning the initial stages of a plan to have a special 2-day "Tweetsie" event that would be scheduled for the Friday and Saturday, June 4-5, 2021. We would invite visitors to the Carter RR Museum for those two days to tour all of our layouts and exhibits, with a focus on the ET&WNC layout. In addition, we would provide speakers that will make presentations on the prototype ET&WNC as well as on the construction and operation of our Hon3 layout. Some possible walks and talks on the Tweetsie Trail to point out historical areas of that railbed, now trail bed, might also be planned. We are in the "thinking" stage; not the planning stage at this point. What do you think of the idea? Would you like to help us work on it? Let me know. This could bring a lot of interest and publicity to our museum, and it should be fun!

(continued on page 4)



# The View from the Engineer's Side of the Cab & The Drawbar

(continued from page 3)

**National Narrow Gauge Convention:** The National Narrow Gauge Convention is being planned for September 2-4, 2021 in Hickory, NC. There will be vendors, programs, speakers, workshops, modeling contests, and layout tours, in addition to other events. The museum plans to have a table at the venue advertising our clubs and the Carter Railroad. We may enter some of the structures we have created for the ET&WNC Hon3 layout in their contests. Registration begins on the Thursday, 2 Sept., and we may have some visitors that day at our Carter RR Museum. (I'll keep you posted if we need to be open and running some on that day to receive guests.) The convention also plans to bring at least one bus load of participants to our museum on Saturday, Sept. 4 to view our exhibits and to see our "Tweetsie" layout. Watch of announcements and the schedules of events and we will try to make them available to all of our members via emails and the webpages. This should be a fun event for modelers in any scale. Mark your calendars.

**News Around the Carter RR Museum:** There are lots of activities in all quarters of the G.L. Carter Railroad Museum. Not only are we getting lots of visitors as the temperatures warm and more people are getting outdoors and looking for interesting things to do, but our members are working hard on Thursday "Work Nights", and during other times of the week, on a lot of projects. Below are listed just some of the highlights. Come join us and lend a hand and provide us with some of your expertise and knowledge.

**MEMRR HO-Scale Layout:** Major activity in 3 different locations. *Gary Gilliam* is adding rocks to the "island" between the mainline and his industrial area to begin to upgrade the "natural" areas on his conner modules. *Jonathan Gilliam, Logan Heaton, and Ben Messimer* continue to work on the bridge railroad overpass and the roadway, some with passing tracks imbedded in it, on one of the club modules around the main railway station. *John Carter and Rick Mulholland* are shaping up the new mountain that will soon support a forest and a logging operation on the club module nearest our gallery entrance door. This is a big project and an important one as it is the first part of our club layout that visitors see when they come into our museum. If anyone wants to lend a hand on these two club modules your assistance is needed and will be welcomed.

**G-Scale Western Layout:** Preventative maintenance is all that has been required on this layout for some time and it is in good running condition.

**N-Scale "Knoxville" Layout:** This large 11 x 22 foot layout is beginning to show its age, particularly with some of the lichen foliage that has been in place as scenery on it for years. *Mike Tarter, Roger Miller, Ken Harmon* and others have begun to replace the "foliage" with new, fresher looking scale trees, shrubs, and groundcover. Some new rocks are being added as well. As with the other layouts, if you have an interest in helping fellow members with this work, don't hesitate to offer them assistance.

(continued on page 5)



# The View from the Engineer's Side of the Cab & The Drawbar

(continued from page 4)

**Hon3 "Tweetsie" Layout:** New patches of scenery, including ground cover, is being added by *Mike Buster* and *Gregg Mundkowsky*. They are often working during the week as their schedules allow (Gregg is taking some classes at Northeast State Community College). *Fred* is still busy creating buildings for the engine terminal at Johnson City. So far 3 of the 5 buildings needed have been built to completion (carpenter shop, 3-stall car shop, and sand & oil house). Work is getting close to being finished on the big 3-stall engine house. Fred draws the plans for each building to scale. *Bill Smith* or *John Edwards* then converts these drawings to a CAD computer software program. With the CAD program, *Ben Merritt* uses the museum's laser knife to cut out the required pieces when then go back to *Fred* for final assembly, detailing and painting. *Mike Sager* is currently scratch-building a dual gauge, right hand switch with narrow gauge on the right side for track access to the Elizabethton coal chute that is also under construction.

**Little Engineers Room:** Our APS student worker, *Grace Chintalekha*, is about to finish her semester helping *Amy Merritt*, our Stationmaster, with our visiting children in our popular playroom. Amy has also been manning our visitor's desk/sales desk and checking everyone into the museum all year. *Susan Miller* has been helping both Amy and Grace with multiple chores and has been a great asset to our Saturday operations.

**Museum Library:** Much of our library activity has been slowed over the past few months because of all the cataloging and integration of new volumes into our collections on the shelves. *Wallace* and *Catherine Shealy* have been spending a lot of weekday hours at these tasks bringing new books that *Gary Emmert* and others have been sorting in our storage areas at ETSU's Valleybrook facility into our museum library. Their work goes slowly, and is not yet completed, but when finished we may have close to 2,000 hardback railroad volumes catalogued and ready for lending to our members.

**WebMasters and Newsletter Editor:** These folks keep us informed electronically with email notices, updated websites, and a great monthly newsletter. Our thanks to *Cathy Smith*, *Bill Smith*, *Ben Merritt*, *Logan Heaton*, *Paul Haynes* and all the others who do this work for us.

Spring is here at last! I think we are all feeling a personal renewal at all the new life around us the longer days, spring rains and warmer temperatures are bringing with them. A lot is happening at our clubs, at the museum, with our railroad hobbies and much of it is good and welcome. Stay safe and stay well. Listen to the sound of the whistle of the train in the night and dream of all the destinations yet to come.

*Fred J. Alsop III*

Director, George L. Carter Railroad Museum, ETSU

President, Mountain Empire Model Railroaders

President, George L. Carter Chapter NRHS

## Club News

### Tweetsie Layout Update: Article and Photographs by Logan Heaton

With the Parsonage House done for Shell Creek, focus is shifted back to Johnson City and the last and largest structure for the yard which is the three stall engine house. To note, similar to the carpenter building, our current space is not allowing us to build to the full size of the sheds but pieces are in place for once we are able to expand the building will also be built to its full length. For now this is an exciting moment as we are that much closer to finishing the Johnson City yard for the ET&WNC. With all the pieces now cut Dr. Fred Alsop is currently in the process of assembling the large structure before getting it ready for paint. Stay tuned for more updates !





## Club News

### Tweetsie Layout Update: Article and Photographs by Logan Heaton

With progress being made on the narrow gauge in Johnson City, the standard gauge main line has also been making good progress. Starting at the tunnels where additional trees, rocks and other foliage have lined along the hills including rock work jetting out from the side where the cut to the tunnels were made. Following the main line more grass has been added, some fading into dirt where traffic is heavier going all the way up to the small station and the yard. There the start of an old dirt road can be seen which will eventually go over the tracks to the other side of the layout into the town as progress continues. Stay tuned for more updates!!





## Club News

### MEMRR Layout Update: Article and Photographs by Logan Heaton

While progress continues on Johnson City the mountains are also continuing making good progress on the logging branch. Currently a cut has been made between two of the hills making a nice pass leading behind the mountain. Coming out of the pass the area has also been cleared making way for a small camp that will be near the rails. The mountains themselves are also continuing to be sculpted out while behind the scenes plenty of trees are being made for the scene. Stay tuned for more updates coming soon!



## Club News

### New Members for 2021!

During 2020 we were fortunate to have people from all over our area join the club. In 2021 we will provide monthly updates and stories on new members as they occur.

Please Welcome our New Member  
for this month!

We would love to know more about you!

If you would like to share your story with fellow club members in a future newsletter, please send via email to our editor at [cathysmithmemrr@yahoo.com](mailto:cathysmithmemrr@yahoo.com).





## Club News

### MEMRR Layout Update: Article and photographs by Logan Heaton

Progress on Johnson City keeps on rolling with the station being the next focus as museum members Logan Heaton and Jonathan Gilliam tape off two of the station tracks to lay down some Woodland Scenic Smooth-It which is being used to extend the station platforms to accompany for longer passenger trains. Similar to when the new road was laid the tape is used to help keep the plaster off the rails while it is being smoothed out to be level with the rails. From there it is then left to dry overnight before proceeding to the next step. Stay tuned for more updates coming soon!!





## Club News

### MEMRR Layout Update: Article and photographs by Logan Heaton

Johnson City has made some huge progress around the station area. Starting with the platform which is now solid has been sanded down and once cleaned off the new and older platforms were completely painted over gray. Along with the platform the station tracks and surrounding trackage for the industries behind the station has also been ballasted. Speaking of new industries the first one has been placed right before reaching the Rogersville area with the inside currently being renovated for an interior for visitors to look in on similar to the display at Shell Creek on our ET&WNC layout. Finally after the paint is dry the platform is decorated with people, benches and other station equipment to show the busy station activity around the trains. Stay tuned for more updates!!





## Club News

### MEMRR Layout Update: Article and photographs by Logan Heaton

Progress continues on the Johnson City section of the layout with focus being on multiple areas. Starting on the area on the other side of the main line closest to the yard work begins getting the area ready for the next part of the city first by covering over a hole that once housed one of the old control panels before the layout was switched over to DCC. Bracing was put in and wood was placed over the hole along with a piece of cork cut out to be put on later to give a smooth area to work on while also bringing everything up to track level. Towards the station scenery work continues with grass being put in between track one of the station and the main line adding a bit more to the area amidst the ballast and concrete. Finally work continues on the road with foam being put in place which will be cut out to make the hill following the curve of the track leading up to the bridge that will go over the mainline with the bridge sections being glued and left to dry to make one solid piece to put in once the hill is completed.





## Club News

### Tweetsie Layout Update: Article and photographs by Logan Heaton

Steady progress is being made on the engine house for Johnson city with the building and roof pieces now painted with museum director Dr. Fred Alsop currently doing the framing for the doors and many windows on the building with the end pieces nearly finished with many more windows that will need to be framed down the sides. Stay tuned for more updates coming soon!!





## Club News

### Tweetsie Layout Update: Article and photographs by Logan Heaton



Following up on the engine house for Johnson City slowly but surely the building is coming together with Dr. Fred Alsop finishing both ends of the shed and now in the process of going down the sides installing and framing in each and every window before final assembly of the structure. Stay tuned for more updates coming soon!!



## Club News

### Tweetsie Layout Update: Article and photographs by Logan Heaton

Although not one of our normal updates we have an interesting development with the progress in Johnson City. Recently a rare aerial photo of the ET&WNC Johnson City yard was brought to the museum showing the many shops both in and around the main yard one of which is an unknown structure that our resources prior had no record of. In the photo it shows a shed was right in front of the 3 stall engine house marked as Mystery Car Shed. This building was unknown to us before but we are looking back for any other info towards this structure. This also means that there will be one more yard structure to be built and placed on the layout. If anyone else has any information on this mystery building we would be interested in hearing. Stay tuned for more updates coming soon!!





## Club News

### Tweetsie Layout Update: Article and photographs by Logan Heaton

Slow but steady progress continues on the engine house for Johnson City with all the windows now installed in all the wall sections but now the process of framing each individual window has started with each window requiring 5 pieces of framing which will consist for the pieces going around the windows and a small windowsill between the window and the frame. Stay tuned for more updates!





## Club News

### Tweetsie Layout Update: Article and photographs by Logan Heaton

Progress on the ET&WNC engine house for Johnson City is really starting to move now. After framing every single window on the structure the plastic sheets for the windows are also put in which was a much easier and less time consuming than prior step of framing them all. With the windows now completed the walls start to go up with the shed really starting to take shape now. Once the walls were up the roof pieces were the next step including cutting out a section at the front of the shed for a roof vent that would allow the steam and smoke to exit out from the locomotives.





## Club News

### Annual All-Iron Steam Up Heritage Day:

Article and photographs by Logan Heaton

Our Annual Amazing All-Iron Steam Up was truly an amazing event with many steam engines out and about on the main lines along with many visitors coming out to see this display of steam power. We thank everyone again for coming out despite the nasty weather as we bring you a few images from various places on the layout. We hope everyone enjoys!!



*(continued on page 19)*



# Club News

## Annual All-Iron Steam Up Heritage Day:

Article and photographs by Logan Heaton

*(continued from page 18)*



*(continued on page 20)*



# Club News

## Annual All-Iron Steam Up Heritage Day:

Article and photographs by Logan Heaton

*(continued from page 19)*





## Club News!

### Tweetsie Layout Update: Article and photographs by Logan Heaton

Picking up from our last update a few days ago the three stall engine house for Johnson City is getting that much closer to being completed with the upper roof now installed along with roof vent is fitted into place to help ventilate the smoke and steam from the engines. Dr. Alsop has also gotten started on the doors for each stalls getting them put together before paint and installation.





## Club News!

### MEMRR Layout Update: Article and photographs by Logan Heaton

Steady progress has been made on Johnson City with the overpass going from the road up and over the tracks starts to take shape. The overpass portion has now been fixed into one solid piece to sit on the supports while the foam blocks have been set to a cardboard foundation to hold them in place which will be handy in the next steps with cutting the blocks into a steady grade to meet the rest of the road. Stay tuned for more updates coming soon!!






## Club News!

### MEMRR Layout Update: Article and photographs by Logan Heaton

Progress continues on the mountain for the loop over the northeast tunnel as the foam section was removed and after some final cuts the crew started laying the plaster strips around the mountain getting the build ready for scenery. Once the wraps are in place and dried out the mountain is put back in place above the tunnel. Plans are also in place for a backdrop to be put in place in the future. Stay tuned for more updates coming soon!!





## Club News!

### MEMRR Layout Update: Article and photographs by Logan Heaton

Progress continues in Little Cheyenne with rock works starting to form on the hill between the main line and the engine facilities. The rocks are made from individual molds like the ones used for some of the rocks and cliff sides on our ET&WNC layout while the rest is filled in with a plaster to both hold the rock to the scenery and also used to fill in some of the areas which can also be sculpted to additional rock for the hill filling out the area. Stay tuned for more updates!





# **The 2020 Hon3 Annual** **and** **2021 All Aboard Calendars** **are Available Now!**

Our new beautiful *All Aboard 2021* calendars remain available. Get yours soon so that your discounted price gets its full benefit of all 12 months of events and reminders. Remember too, that we have a limited supply of the recent *2020 Hon3 Annual* published by White River Productions. This issue bears a color-illustrated 8-page feature of our ET&WNC RR layout. This marks the 7<sup>th</sup> consecutive year our Tweetsie layout has been featured in this collector's magazine; an outstanding accomplishment and a tribute to the quality of work to be found throughout our railroad museum. Be sure to get your souvenir copy while we still have some in stock. A few editions for the previous year's *Hon3 Annual* remain available at our sales table.



## Meeting Minutes

### MEMRR & George L. Carter Chapter of NRHS Monthly Business Meeting Minutes- 3/16/21

Note: Meeting was conducted via Zoom

Meeting called to order at 6:34 PM by President Fred Alsop.

Members Present (on call): Fred Alsop, Logan Heaton, Ben Merritt, John Carter, Mike Tarter, Bob Jones, John Dodge, Robert Sullivan, Dean Small, "BobsiPhone", Jack Grygotis, Gary Emmert

President Fred Alsop reminded the group that this is a joint meeting of the Mountain Empire Model Railroaders and the George L. Carter Chapter of the National Railway Historical Society. After initial remarks, Fred called for Officer Reports.

- **V.P. report**, John Carter: He is recovering from surgery on his arm and glad to be back.
- **Secretary's report**, Mike Tarter: Noted that the February meeting minutes were taken by Bill Smith (thank you, sir!) and will be included in the March Signal Bridge and Coal Road. Any corrections or additions to the meeting notes are always invited - please discuss any during our next business meeting.
- **Treasurers' report**, Gary Emmert: Gave us an update on some recent deposits and payments. The MEMRR and the Carter Museum have money and are solvent. John Dodge reports for the Carter Chapter of NRHS Treasury; there is little change since last month - this group also has a sound financial position.
- **RR Museum Librarian**, Gary Emmert: Many new (donated) books that were in temporary storage at ValleyBrook are being cataloged and integrated into the library. Duplicates are being separated for later possible sale, and any signed books are noted and retained.
- **Webmaster reports**, Ben Merritt: Informed us the Club and Carter chapter websites have been updated. The February Signal Bridge and Coal Road was sent out to dues paid members, March is pending shortly.
- **Membership report**, Robert Sullivan: Robert was logged into the Zoom meeting, but is away on travel and had no update to report.

Fred noted the other Carter Chapter officers and historian are not logged into the Zoom meeting.

- **Presidents report**: Fred was pleased to report the museum has been open to the public as of Feb. 6th, very successfully judging by our visitor attendance figures. And in a safe way - we are taking temperatures as people enter, wearing masks, and maintaining distancing. He urged all members to get Covid vaccinations. He discussed some meetings regarding the future relocation of the museum and Club. Grants may be available, and other buildings (other than the old Post Office) may be available. One of which would be located near the old rail yard and Tweetsie Trail.

*(continued on page 27)*



# Meeting Minutes

## MEMRR & George L. Carter Chapter of NRHS Monthly Business Meeting Minutes- 3/16/21

*(continued from page 26)*

### **(President's Report continued)**

All universities are awaiting the final Tennessee state budget, which may include funds for replacing the building we are in. Meantime, the renovation of adjacent Lamb Hall is funded and will be starting soon; it will take about 2 years. As previously discussed, this will make parking a challenge and thus likely affect our public attendance.

Planning for The Big Train Show for June 2022 is ongoing. Various vendors and people have expressed interest.

Speaking of train shows, the recent Ashville train show was a success, which shows us the interest in our hobby is not waning. Fred noted that, Mr. Coleman, a major person in organizing the Ashville show and helping us start ours, had recently passed away.

There was a question posed to John Dodge (he coordinates arrangements for the Carter chapter annual NHRS Rail Camp), 'do we have a nominee to send to this years annual NHRS Rail Camp?' We did, but have been subsequently informed the camp will not happen this year due to the Covid virus pandemic. There was discussion of eligibility, and of sending a donation in years when we don't have an attendee.

- **Old Business:** John Carter asked if anyone had any information on the status of the large N scale layout at the closed Tupelo Honey restaurant in Johnson City. There was discussion of whether it was abandoned, and how it could be relocated given the very heavy protective glass cover.
- **New Business:**

Fred has noticed progress on some areas of the HO corner layout. John and Logan reported that "concrete" has been added in the 'street track', and that the mainline is operational.

Mike Tarter related that some renovation is being done on a section of the N scale layout; replacing the old lichen, adding better looking rock and trees made by Ken. Upgrading the appearance of vehicles is ongoing.

Fred noted the G scale layout is running reliably.

Progress on the Tweetsie layout; Mike Buster and Greg have been doing lots of work; adding rocks, ground cover and trees. Greg has been using and learning best use of the static grass applicator. Bill Smith has been entering the building layouts into the program and Ben has been cutting out wood buildings on the laser cutter - Fred has been assembling and has 4 of 5 completed. The sand house is now complete, the coal chute is next, and Ben says the 3 stall engine shed is almost cut out. Next project is Elk Park.

*(continued on page 28)*

## Meeting Minutes

### MEMRR & George L. Carter Chapter of NRHS Monthly Business Meeting Minutes- 3/16/21

(continued from page 27)

- **Coordinators meeting:** no meeting was held in March. Fred reminded again that we should let him know of any Club or museum needs .

Logan suggests we consider detailing building interiors; there was discussion of sources. There was also discussion of an extension of the logging bridge.

Ben asked if there was a diagram of the HO yard, to show how this section is organized. For example, track 15 is designated as the caboose storage track.

Logan has a program prepared pertaining to Stem Month to share with the members.

The Secretary, Mike Tarter, had to drop off at 7:30 to join a separate conference call (Porsche Club Race).

The meeting was adjourned sometime later.

Respectfully submitted,

Mike Tarter, Secretary





**Mountain Empire Model  
Railroaders Club**

Location:



George L. Carter Railroad Museum  
East Tennessee State University

**Business Meetings**

Held monthly on the  
3rd Tuesday at 6:30pm.

\*

**Weekly Work Nights**

Thursdays from 4pm until ?

**MEMRR Club Officers**

- **Club President & Director of George L Carter Railroad Museum, ETSU:** Fred Alsop  
alsopf@mail.etsu.edu
- **Vice President:** John Carter  
carterjohn92@gmail.com
- **Treasurer:** Gary Emmert  
jbox1015@comcast.net
- **Secretary:** Mike Tarter  
miketarter06@gmail.com
- **Webmasters:**  
Logan Heaton  
Ben Merritt  
Bill Smith  
memrrwebmaster@gmail.com
- **Newsletter Editor:**  
Cathy Smith

**George L. Carter**

**Chapter NRHS Officers:**

- **President:** Dr. Fred J. Alsop
- **Vice Pres:** Roger Teinert
- **Secretary:** Mike Tarter
- **Treasurer:** John W. Dodge,  
econguy2000@hotmail.com
- **Historian:** Carolyn Greg
- **National Representative to the NRHS:** Charlotte Pahrts

# George L Carter Railroad Museum and MEMMR

The many colorful multiple railroads of the Midwest are featured at the George L. Carter Railroad Museum, located in the Campus Center Building of East Tennessee State University. The region encompassing Chicago, Detroit, Louisville, Milwaukee and St. Louis was the true epicenter of American commerce between east and west during the 20<sup>th</sup> century. Literally dozens of railroads large and small provided service throughout Ohio, Indiana, Illinois, Kentucky and the upper midwestern states, all service as links to the chain.

Between passenger and freight operations, the railroad were crucially important in the era before widespread air travel and interstate highways. This was especially true during the 1<sup>st</sup> & 2<sup>nd</sup> World Wars. Whether it was perishables like produce and livestock or raw commodities such as coal and ore, everything from store goods to Studebakers came from this region. Since so many models of these trains remain popular, icons of streamlining and strength, it is planned to have excellent Midwestern representations in operation by volunteers on the museum's 24x44 foot HO scale layout. The Carter Railroad Museum is open on Saturdays from 10:00 AM to 3:00 PM, and includes model railroad layouts, a special child's activity room, and ongoing programs. There is no admission fee but donations are welcome for its upkeep. The museum is also seeking artifacts for display, including the newest addition dedicated to the long-defunct, but well-remembered 'Tweetsie' line, the East

In addition to the displays, there is also a growing research library, and an oral history archive being established as part of the museum's programs. Info can be found online at '<http://etsu.edu/railroad/>' or '<http://johnsonsdspot.com/>' or '<http://www.stateoffranklin.net/johnsons/glcarter/cartermuseum.html>'

Members of the George L. Carter Chapter of the National Railway Historical Society and the Mountain Empire Model Railroaders (MEMRR) club coordinate the exhibits. Visit '[www.memrr.org](http://www.memrr.org)' to learn more about MEMRR, or visit '<http://glcarternrhs.com/>' to learn more about Carter Chapter, which helps demonstrate and maintain the model layouts, museum exhibits and other projects.

Membership opportunities are available to adults, and include special benefits and model railroading enjoyment.

The museum can be identified by a flashing railroad crossing signal at the back entrance to the Campus Center Building. Visitors should enter ETSU's campus from State of Franklin Road (at green light) onto Jack Vest Drive and continue east to North Dossett Drive (then left) to John Roberts Bell Drive at end, then right then left on Ross Drive(176) to end, adjacent to the flashing RR crossing sign.

- *For more information about Heritage Day, contact Fred Alsop at 423-439-6858 or [asopf@mail.etsu.edu](mailto:asopf@mail.etsu.edu).*
- *For disability accommodations, call the ETSU Office of Disability Services at 423-439-8346*