

# Mountain Empire Model Railroaders Club & George L Carter Chapter of NRHS Newsletter

## THE SIGNAL BRIDGE

AND

## THE COAL ROAD

Volume 28 – Issue 2 February 2021

Cover photograph of Norfolk & Western 611 – by Paul Haynes

### Club News!

Although not like our normal updates where we been keeping track on the progress on our layouts, but still worth an update on an awesome acquisition to our ET&WNC exhibit in the main hall. The previous week we had a model of ET&WNC big rig added to the display showcasing what the trucks and trailers looked like for the trucking service which would have also been used on piggyback flatcars to deliver to different towns along the main line. Stay tuned for more updates coming soon!!

#### Inside this issue:

Club News	1, 6–21, 23
President's Msg	2–5
Lose Track of Time	22
Meeting Minutes	24–26
O S Tower Call	
Club Information	27



## The View from the Engineer's Side of the Cab & The Drawbar



It's Valentine's Day as I write this column and the groundhog saw his shadow earlier this month! Model railroaders really don't mind 6 more weeks of winter weather as our hobby is largely indoors and the prototype railroad followers have plenty of railroad books or online videos to engage in. Besides, staying isolated indoors is a very practical thing to do with COVID-19 still all around us; but that virus infection seems to be finally slowing and more of us are getting shots into our arms. Life is good!!

**Membership:** Welcome back all of you returning members to both the MEMRR and the Carter Chapter NRHS. All renewals were due on 31 January 2021, and we are most happy to have so many of our former members returning to our organizations and to the Carter Railroad Museum. We also welcome our new members to the group and look forward to working with you and learning about you and your interest in railroading be it model railroading or the prototype railroads. We also look forward to the experiences, talents and ideas you can share with us. All members should now have the new keybox code on the lockbox on the outside door of the museum that will allow you access 24/7 to the Carter RR Museum. Only paid-up members have access to the code and the museum, and this code should not be shared for many obvious security reasons. **It's not too late to renew your memberships for 2021. Please contact your club treasurer ASAP!**

**New Student Worker:** We have a wonderful new student worker to assist *Station Master, Amy Merritt*, in our Little Engineer's Room and other duties as assigned. We welcome *Grace Chintalekha* to the museum and look forward to working with her and learning about her. Please introduce yourself to Grace at your first opportunity.

**Business Meetings:** We are continuing to hold our combined Mountain Empire Model Railroaders and George L. Carter Chapter business meetings via Zoom on the third Tuesday nights of the month at 6:30 p.m. Please try to join us via computer or smart phone and contribute your ideas to our meetings. Until we can again meet in person, this will be the way we will continue to have these monthly meetings. We are currently not holding monthly museum coordinator's meeting because of the need for social distancing indoors, but all coordinators are encouraged to bring any concerns or requires regarding their areas of oversight to the attention of the Museum Director.

**Museum Reopening:** The G.L. Carter Railroad Museum was reopened to the public on Saturday, February 6, 2021. Press releases to area media and announcements on WETS radio preceded this event to alert the general public that following a 5-week temporary closure, we were welcoming visitors back using university and state covid-guidelines. It was a warm, sunny day and our visitor response was good in their turnout, and they were enthusiastic. We had more than a dozen children in the Little Engineer's Room and more than 40 visitors to our galleries. It was a really good feeling to be back on a Saturday with trains operating on all of our layouts and people touring the museum and enjoying our displays and their conversations with all of our members. We will continue to be open on Saturdays as long as the numbers of local coronavirus cases continues to decline in our region, and we feel it is safe for all of us to be together in the museum.

*(continued on page 3)*

# The View from the Engineer's Side of the Cab & The Drawbar

(continued from page 2)

If you have not been at the railroad museum in a while please consider joining us on a Saturday to assist us with our operations, and our visitors. Or plan to join us on a Thursday afternoon/evening to work on the layout exhibits. If you just want to operate your trains over the layout without anyone else around, you always have the opportunity to do just that. Come on back and enjoy your hobby at the Carter RR Museum.

**Happenings Around the Carter RR Museum:** Below are some of the current activities that are underway at the G.L. Carter Railroad Museum. All of them are open to any member who wishes to participate and we solicit your talents and assistance to help us with them. Just drop by and get involved!

**MEMRR HO Layout**—Several members are working on their individual modules. **Jonathan Gilliam** is reinstalling an number of stub-tracks and a run-around track on **Gary Gilliam's** layout that will facilitate storage for some of his rolling stock and will be useful when we reinstate a monthly operations night. When the trackwork is completed there are plans to begin some rockwork and other scenic vegetation on that module. **Logan Heaton** continues to add some details to his module as well. **Rick Mulholland** and **John Carter** have started to create the mountainous landscape on the club module near the gallery entrance doors. The plan is to build a large, removeable forested mountain top that will show the effects of a logging operation with clear-cuts, forest stands, logging camps, and a processing mill with millpond to bring this module to life. They welcome other members to help with the planning and the construction of this module. **Ben Messimer** is also working on a club module. He has been constructing a highway bridge overpass and laying out a street design on the module that has the depot on the left side of the throat to the yard. **Frank Fezzie** is still solving electrical problems both big and small on this layout and others.

**N-scale Layout:** **Mike Tarter** and **Roger Miller** continuing to upgrade this layout with plans to replace a lot of the ancient lichen-based scenery with fresher, more up-to-date scenery materials on this layout that is approximately 20 years old.

**ET&WNC Layout:** **Greg Mundkowsky** and **Mike Buster** have been putting a lot of workday afternoons in on this layout. They have been adding ground cover to the areas around the roadbeds on the **Rabetoy** section that is giving the yard margins a lot of bright colors. In preparation for the addition of the engine facility structures on the Johnson City side, **Mike** has been painting the nickel-silver rails a more realistic shade of rusty-brown. I have temporarily stopped work on the Elizabethton coal chute will waiting to see if we can locate a dual-gauge turnout with the 3-foot gage section on the proper side. **Ben Merritt** has learned how to work our laser knife and has cut out wooden components for 3 buildings that will go into the engine facilities on the Johnson City section of the layout. I have just completed building the 3-stall car shed and placed in on the layout. **Ken Harmon** continues to create beautiful trees in many shapes and sizes that are quickly gobbled up on the hillsides of the layout.

**Logan Heaton** has become very good at documenting all the happenings at the museum with his outstanding videos and still photos of layout operations and structural and scenery additions.

(continued on page 4)

## The View from the Engineer's Side of the Cab & The Drawbar

(continued from page 3)

He is putting these on YouTube and Facebook for others to enjoy and submitting his photos to our newsletter editor (you will see some in this and previous editions). His work really allows all of us, and others, to share what is happening in the museum in a dramatic way. Check out his work online.

**The Museum Library:** You may not have noticed, but there is a lot of work going on in our library. Our Librarian, *Gary Emmert*, thinks that when the current stock of books gets catalogued and integrated with the current museum holdings, we may have up to 1,700 hardback volumes on railroad books. Perhaps, one of the largest such library collections in Tennessee! He has been working with *Wallace* and *Catherine Shealy* to get this accomplished. *Gary*, with some helpers, has been transporting books stored at ETSU's Valleybrook facility near Gray, TN, to the library and *Wallace* and *Catherine* have been using the new computer in the library to get the books catalogued and on the shelves. *Wallace* is creating a catalog system that will be online that will allow potential users to browse it and select the volumes they may want to check out to read. This will be an exciting and most useful upgrade to our library collection and its use by members.

**Exercise Your Membership Privileges:** There are lots of ways to get your \$30s worth out of your annual membership dues. Here are just a few suggestions for thought:

- ◆ Come operate your trains (or our club/museum trains and consists) on one of the club or museum layouts. We have N, HO, Hon3, and G-scale layouts.
- ◆ Come on a Thursday workday and help us with the construction and/or upgrades of our layout exhibits. Learn some new modeling skills from friendly members who know how to do what you wish to learn. We have experts in almost every facet of model railroading including wiring, track laying and maintenance, scenery, tree making, weathering of locomotives and rolling stock, DCC and DC operations, decoder installation, building construction, etc.
- ◆ Browse our extensive library of hardback railroad books, video DVD, and collections of model railroading magazines.
- ◆ Spend some quality hours with us on Saturdays helping us operate the 4 model train layouts and interacting with the public.
- ◆ Attend meetings, even if they cannot be in person for now, and join in the discussions that help direct the direction of the club you belong to. Give us your ideas for improvement or activities.
- ◆ When we can have our next Big Train Show in June 2022 you can be a part of the planning process and participate in a lot of different important tasks that make this annual show run smoothly.
- ◆ Contribute an article and/or photos to the clubs' monthly newsletter. Articles about your home layout, a train trip you took, how-to-do things and modeling tips, a railroad news article you wish to share, etc. are all welcomed grist for our newsletter editor's mill and are much appreciated. This is a great forum to share some of your railroading information and talents with other club members.
- ◆ Bring some railroad-themed display items for temporary exhibit for the Carter Railroad Museum's display cases. Changes in the items we display are especially welcomed by regular visitors to the museum.

(continued on page 5)

# The View from the Engineer's Side of the Cab & The Drawbar

*(continued from page 4)*

- ◆ Be an active member!!

To our many active members who frequent the Carter Railroad Museum and donate so much of your time and talents to your club and to the larger enterprise that is our hobby, "Thank you for all you do". If you have not been with us for a while, please come on back, "We have missed you". Listen to the sound of the whistle of the train in the night and dream of all the destinations yet to come.

*Fred J. Alsop III*

Director, George L. Carter Railroad Museum, ETSU

President, Mountain Empire Model Railroaders

President, George L. Carter Chapter NRHS



## Club News

### Tweetsie Layout Update: Article and Photographs by Logan Heaton

Some great progress has been made across our layouts starting at the HO section of our Tweetsie Lay-out where what is being called Phase 1 of project continues with the reworking around the tunnels that will be outside the Johnson City area with the foam now being covered and made ready for additional scenery work including another insert that will cover the hole above the tunnel portals. Stay tuned for more updates coming soon!!



## Club News

### Tweetsie Layout Update: Article and Photographs by Logan Heaton

Amazing progress has been made on the HO side of the layout with scenery not only being added around the three tunnel portals where the work started but has also continued out towards the first area for the town till reaching the yard limits. Buildings are also set down as place holders getting an idea for the layout trying to configure them to match it as close as possible to the Johnson City area. One building that was replaced was the coaling tower replacing the more modern tower to one that matches the era being modeled. Stay tuned for more updates coming soon!!



## Club News

### MEMRR Layout Update: Article and Photographs by Logan Heaton

We are pleased to announce that some great headway has been made on the logging loop extension with scenery foam now being cut and stacked to extend the mountain all the way around for the loop. Some track work is also now in the works for set up including fixing track for the switch-back that will lead up to the loop. Stay tuned for more updates coming soon!!





## Club News

### New Members for 2021!

During 2020 we were fortunate to have people from all over our area join the club. In 2021 we will provide monthly updates and stories on new members as they occur.

Please Welcome our New Member  
for this month!

- **Ray Earles works for UPS in VA.**

We would love to know more about you!

If you would like to share your story with fellow club members in a future newsletter, please send via email to our editor at [cathysmithmemrr@yahoo.com](mailto:cathysmithmemrr@yahoo.com).



## Club News

### MEMRR Layout Update: Article and photographs by Logan Heaton

We head over to our corner module for Little Cheyenne where one of our members, Jonathan Gilliam, is currently working on the hills along with the yard area painting the exposed areas with primer so later additional scenery and ballast can be added to the scene. Stay tuned for more updates coming soon!!



## Club News

### MEMRR Layout Update: Article and photographs by Logan Heaton

Work continues on in the Johnson City area of the layout as the start of the main road that goes between the station area and the new industries. Currently this phase focuses on the main section of the road but it will eventually spread over to the tracks which will result in street running when trains work the nearby industries. Stay tuned for more updates coming soon!!



## Club News

### MEMRR Layout Update: Article and photographs by Logan Heaton

The Johnson City area of the layout has been showing some great headway with the first part of the road has been painted and the start of the traffic lines are also put in. A place holder is put in for the idea of the bridge that will go over the track from the main road. Steps are also going into place to prepare the track for street running. Stay tuned for more updates coming soon!!



## Club News

### Tweetsie Layout Update: Article and photographs by Logan Heaton


Tweetsie Layout Update: with the coal chute for Elizabethton nearly complete focus is shifted to the next structures to be put in for the layout including the car barn for Johnson City. Here we see museum member and one of our webmasters, Ben Merritt, currently putting the measurements into the laser knife to cut out the pieces for the building which will then be assembled and detailed by Dr. Fred Alsop. Stay tuned for more updates coming soon!!



# Club News

## Tweetsie Layout Update: Article and photographs by Logan Heaton


Progress continues on the work with the HO section for Johnson City with work now moving from the yard over to the engine facilities and roundhouse with cinders and coal dust surrounding the area. A water tower has also been put in coming off the turntable which is also seeing some improvements made as work continues. Stay tuned for more updates coming soon!!



## Club News

### Tweetsie Layout Update: Article and photographs by Logan Heaton

The car barn for Johnson City has made some terrific progress with the doors now attached and the building now painted, while museum director Dr. Fred Alsop is seen working on the metal roof for the building. Once all the pieces are in place the building will then be weathered and made ready for placement on the Johnson City section of the layout in the yard.



## Club News

### Tweetsie Layout Update: Article and photographs by Logan Heaton

Work continues on the car barn for Johnson City as a majority of the building has now been assembled with museum director Dr. Fred Alsop currently finishing work on the doors working on the frames before attaching them to the structure as the building is only that much closer to completion. Stay tuned for more updates coming soon!!





## Club News

### Tweetsie Layout Update: Article and photographs by Logan Heaton & Ben Merritt

A quick update on both new rolling stock along with the Johnson City car barn. To start with the car barn before doing the installation of the doors once the main structure was completed it was placed on the layout to make sure the tracks went well with the stalls along with checking the clearance on the taller rolling stock and of course giving an idea of what was to come. Speaking of rolling stock two new pieces were tested which were 3D printed passenger cars and ET&WNC caboose #205. These pieces handled well for the most part but adjustments will have to be made along with paint and detail work before these are officially added to the roster.



## Club News

### Lil' Chicago Days Heritage Day: Article and photographs by Logan Heaton

Although certainly not a typical Heritage Day celebration for Lil' Chicago Days we are still happy with the overall support we got with many tuning in for both our livestreams featuring both our main layouts. We now present many of the great scenes from the day featuring both our MEMRR HO layout and our ET&WNC HOn3 layout. Enjoy!!



*(continued on page 19)*

## Club News

### Lil' Chicago Days Heritage Day: Article and photographs by Logan Heaton

(continued from page 18)



(continued on page 20)

## Club News

### Lil' Chicago Days Heritage Day: Article and photographs by Logan Heaton

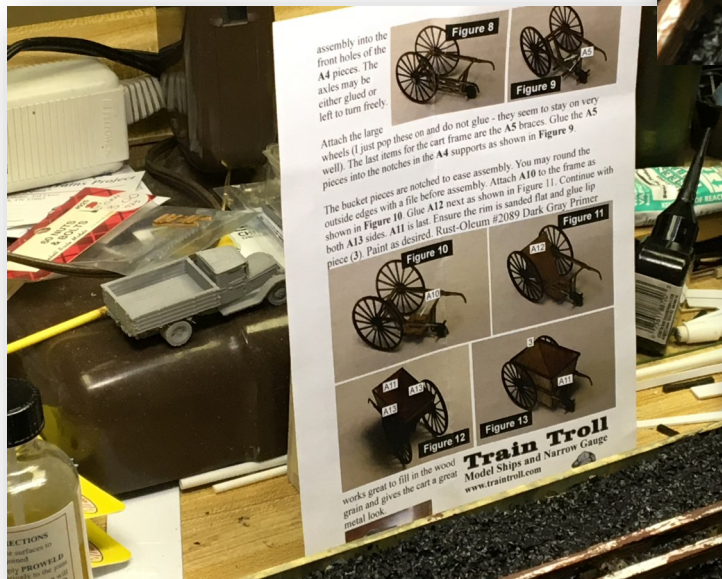

(continued from page 19)



# Club News!

## Tweetsie Layout Update: Article and photographs by Logan Heaton


Tweetsie Layout Update: some more great progress has been made on the coal chute for Elizabethton with the workmen's hut put back into place along with chains and pulley details added to the chutes. Museum director Dr. Fred Alsop has also received the new carts and has begun putting them together which would be used to carry the coal to the chutes. Stay tuned for more updates coming soon!!



## Lose Track of Time!

**Lima, Ohio Museum of Transportation:** Article and photographs by Robert Sullivan

Here is a bit of my recent trip to Lima Ohio museum of transportation. Photo one is of a legend ( guess what it is). Here's another angle of photography. And another..... I will say that this museum takes about an hour an a half of time in each floor to truly get everything in. The final photo gives the answer to the identity of the locomotive.



### 1956

Shay Engine 10 was saved from demolition in 1953. It was restored by BLH for the Allen County Museum. It was brought to the museum in 1956 and placed on a lot on Metcalf Street where a shelter was built around it. It remained there until 2006.

# **The 2020 Hon3 Annual** **and** **2021 All Aboard Calendars** **are Complete!**

Our new beautiful *All Aboard 2021* calendars remain available. Get yours soon so that your discounted price gets its full benefit of all 12 months of events and reminders. Remember too, that we have a limited supply of the recent *2020 Hon3 Annual* published by White River Productions. This issue bears a color-illustrated 8-page feature of our ET&WNC RR layout. This marks the 7<sup>th</sup> consecutive year our Tweetsie layout has been featured in this collector's magazine; an outstanding accomplishment and a tribute to the quality of work to be found throughout our railroad museum. Be sure to get your souvenir copy while we still have some in stock. A few editions for the previous year's *Hon3 Annual* remain available at our sales table.



## Meeting Minutes

### MEMRR & George L. Carter Chapter of NRHS Monthly Business Meeting Minutes- 1/19/21

**Note:** Meeting was conducted via Zoom

Meeting called to order at 6:30 PM by President Fred Alsop.

Members Present (on call): Fred Alsop, Bill Smith, Wallace Shealy, Logan Heaton, Jim Hoit, Ben Merritt, Gary Emmert, John Dodge, Mike Tarter, Gary Gilliam, Amy Merritt, "Dean", "BobiPhone".

President Fred Alsop reminded the group that this is a joint meeting of the Mountain Empire Model Railroaders and the George L. Carter Chapter of the National Railway Historical Society. After initial remarks, Fred called for **Officer Reports**.

**Newsletter editor:** Editor Cathy Smith was not on the call. Bill Smith reports the club website is up to date, and the January edition of the Signal Bridge and Coal Road is soon to be in circulation. Fred reminds us that articles and photos from members are always welcomed. And that the newsletter is also for the Carter Chapter of NRHS members.

**Webmaster report:** Ben Merritt; he informs us he continues to check contact info for members, and updating email addresses. He will use the 2021 Membership list for the sending of the newsletters. The ETSU.edu website has been updated.

**Secretary's report:** The club Secretary, Mike Tarter, noted that the December meeting minutes were included in the December Signal Bridge and Coal Road. Fred invited a motion to accept the December minutes as published. Ben Merritt made a motion to approve the minutes, this motion was seconded by Bill Smith. The motion was passed by unanimous voice vote. Any corrections or additions to the meeting notes are always invited - please discuss any during our next business meeting.

**Treasurers' reports:** Gary Emmert gave us an update on some recent deposits and payments. The MEMRR and the Carter Museum have money and are solvent. Fred reminded us that annual dues are due - the payment timeframe extends until the end of January. The door access code will be changed at the end of the month, and the new code will only be sent to current paid members.

John Dodge reports for the Carter Chapter of NRHS Treasury; there is no change since last month - this group also has a sound financial position. Dues for this chapter are also payable until January, and are coming in.

**Membership report:** Robert Sullivan; he was not logged into the Zoom meeting.

**V.P. report:** John Carter was not on the Zoom meeting. He is recovering from surgery on his arm. We wish him a swift and full recovery.

Fred noted the other Carter Chapter officers and historian are also not logged into the Zoom meeting.

**Presidents report:**

Fred was pleased to report the museum has been open to Club Members in a safe way - by taking temperatures as people enter, wearing masks, and maintaining distancing.

(continued on page 15)



## Meeting Minutes

### MEMRR & George L. Carter Chapter of NRHS Monthly Business Meeting Minutes- 1/19/21

(continued from page 14)

Fred has noticed progress on some areas of the HO layout, and told us of progress on the Tweetsie layout. The coal chute structure is coming along nicely, and faithfully to photographs.

Fred reports the laser knife group has got it working. Well Done Guys !

Books that were in temporary storage at ValleyBrook are being cataloged and integrated into the Library. Duplicates are being separated for later possible sale, and any signed books are noted and retained.

Gary Emmert says the Library will be temporarily closed- because it is FULL of books. He needs more bookends and will look for sources.

Fred informed us that 2 students in the APS program will be joining us (60hours per semester) to assist Amy.

Fred brought up the suggestion to reopen the Museum and layouts to the public as of February 6<sup>th</sup>, with appropriate Covid precautions as before. He notes this will not include Birthday parties. Ben adds that we can limit traffic somewhat by using the online reservation system on the website. There was some discussion of concerns, but overall agreement that we can do this safely. We have been successful in meeting via Zoom to carry on Club business. We will continue these for the foreseeable future.

Fred is a Board member of the Tweetsie Society, and announced this group will not meet in June as originally hoped. However, the Narrow Gauge National Convention is still planned for the first Wednesday through Saturday in September, in Hickory North Carolina. He is encouraging this group to visit us on Wednesday and possibly have a bus trip to Johnson City to ogle the Tweetsie layout. And, there are tentative plans for a NHRS Carter Chapter field trip to visit the Cass Railway on Labor Day weekend.

Fred congratulated Gary Emmert on the video of him relating some of his railroad experiences. A copy of this video is going into the Archives of Appalachia. Gary says there might be a follow on, of the travel by train of Baseball teams years ago.

#### **Old Business:**

Speaking of the NHRS, the annual Rail Camp did not happen last year due to the Covid virus pandemic. Last year, the NHRS chapter had covered the expenses for Jordan Cathelyn to attend the camp, and for Ben Merritt, and two other students, previously. The Carter Chapter will be sending Jordan to the East RailCamp in June this year if his application is accepted by NRHS, because he was not able to attend in 2020. Ben enthusiastically described for us what goes on at the rail camp, notably visiting real world rail companies, and learning about engines, brakes, etc. by getting into these. Sounds like great experience.

Fred informed us that ETSU classes have resumed, mostly online. However, the \$10 Million renovation of Lamb Hall will start likely this May, making parking a challenge and thus likely to affect our public attendance. There is some discussion of possible university bus shuttles.

(continued on page 16)

## Meeting Minutes

### MEMRR & George L. Carter Chapter of NRHS Monthly Business Meeting Minutes- 1/19/21

*(continued from page 15)*

John Dodge brings up that the NHRS is, or was, planning to hold it's annual meeting in Johnson City this coming spring (April). If this meeting comes to fruition we will be invited to assist in planning and reservations.

Coordinators meeting: no meeting was held in January. Fred reminded again that we should let him know of any Club or museum needs.

#### **New Business:**

Gary Emmert told us about the donation of some well made train layout tables, and a nifty framed jigsaw puzzle of Lionel trains.

Ben tells us about doing 3-D printing of cabooses for the Tweetsie. These are also available for purchase.

On the subject of 3-D printing, Fred says he could use about 20 1/87<sup>th</sup> scale rocking chairs for the Tweetsie. Another project for Ben.

Bob (of iPhone fame) brings up that he noticed on a You-Tube channel some old, very out of date, websites for the Carter museum and the Carter NHRS Chapter. There was some discussion - Ben Merritt and Bill Smith are researching and trying to get access (and control) of these old websites.

Logan suggests that although we cannot have our usual Heritage Day on January 30<sup>th</sup> open to the public, he can Livestream any train operations the members may be running on that Saturday.

Someone mentioned that we received some photos of Tweetsie locos from the Tennessee Valley Railroad Museum. These can be great for reference material.

Logan shared with us, on screen, a video of Krauss Maffei diesel-hydraulic powered locomotives used in the 1960s by Southern Pacific. Very unique technology, still used somewhat in Europe. Gary Emmert recalls these were filthy inside with dirt and dust trapped by oil.

Upon suggestion, Mike Tarter makes a motion to adjourn the meeting; it is seconded by Bill Smith and carried by acclamation.

The meeting was adjourned at 7:41.

Respectfully submitted;

Mike Tarter, Secretary

**Mountain Empire Model  
Railroaders Club**

Location:



George L. Carter Railroad Museum  
East Tennessee State University

**Business Meetings**

Held monthly on the  
3rd Tuesday at 6:30pm.

\*

**Weekly Work Nights**

Thursdays from 4pm until ?

**MEMRR Club Officers**

- **Club President & Director of George L Carter Railroad Museum, ETSU:** Fred Alsop  
alsopf@mail.etsu.edu
- **Vice President:** John Carter  
carterjohn92@gmail.com
- **Treasurer:** Gary Emmert  
jbox1015@comcast.net
- **Secretary:** Mike Tarter  
miketarter06@gmail.com
- **Webmasters:**  
Logan Heaton  
Ben Merritt  
Bill Smith  
memrrwebmaster@gmail.com
- **Newsletter Editor:**  
Cathy Smith

**George L. Carter  
Chapter NRHS Officers:**

- **President:** Dr. Fred J. Alsop
- **Vice Pres:** Roger Teinert
- **Secretary:** Carl Hacker
- **Treasurer:** John W. Dodge
- **Historian:** Carolyn Gregg
- **National Representative to the NRHS:** Charlotte Pahriss

## **George L Carter Railroad Museum and MEMMR**

The many colorful multiple railroads of the Midwest are featured at the George L. Carter Railroad Museum, located in the Campus Center Building of East Tennessee State University. The region encompassing Chicago, Detroit, Louisville, Milwaukee and St. Louis was the true epicenter of American commerce between east and west during the 20<sup>th</sup> century. Literally dozens of railroads large and small provided service throughout Ohio, Indiana, Illinois, Kentucky and the upper midwestern states, all service as links to the chain.

Between passenger and freight operations, the railroad were crucially important in the era before widespread air travel and interstate highways. This was especially true during the 1<sup>st</sup> & 2<sup>nd</sup> World Wars. Whether it was perishables like produce and livestock or raw commodities such as coal and ore, everything from store goods to Studebakers came from this region. Since so many models of these trains remain popular, icons of streamlining and strength, it is planned to have excellent Midwestern representations in operation by volunteers on the museum's 24x44 foot HO scale layout. The Carter Railroad Museum is open on Saturdays from 10:00 AM to 3:00 PM, and includes model railroad layouts, a special child's activity room, and ongoing programs. There is no admission fee but donations are welcome for its upkeep. The museum is also seeking artifacts for display, including the newest addition dedicated to the long-defunct, but well-remembered 'Tweetsie' line, the East

In addition to the displays, there is also a growing research library, and an oral history archive being established as part of the museum's programs. Info can be found online at '<http://etsu.edu/railroad/>' or '<http://johnsonsdspot.com/>' or '<http://www.stateoffranklin.net/johnsons/glcarter/cartermuseum.html>'

Members of the George L. Carter Chapter of the National Railway Historical Society and the Mountain Empire Model Railroaders (MEMRR) club coordinate the exhibits. Visit '[www.memrr.org](http://www.memrr.org)' to learn more about MEMRR, or visit '<http://glcarternrhs.com/>' to learn more about Carter Chapter, which helps demonstrate and maintain the model layouts, museum exhibits and other projects.

Membership opportunities are available to adults, and include special benefits and model railroading enjoyment.

The museum can be identified by a flashing railroad crossing signal at the back entrance to the Campus Center Building. Visitors should enter ETSU's campus from State of Franklin Road (at green light) onto Jack Vest Drive and continue east to North Dossett Drive (then left) to John Roberts Bell Drive at end, then right then left on Ross Drive(176) to end, adjacent to the flashing RR crossing sign.

- *For more information about Heritage Day, contact Fred Alsop at 423-439-6858 or [asopf@mail.etsu.edu](mailto:asopf@mail.etsu.edu).*
- *For disability accommodations, call the ETSU Office of Disability Services at 423-439-8346*