


# THE SIGNAL BRIDGE



Volume 18

NEWSLETTER OF THE MOUNTAIN EMPIRE MODEL RAILROADERS CLUB  
DECEMBER 2011 COMBINED EDITION

Number 12A

Published for the Education and Information of Its Membership

## GEORGE L. CARTER RAILROAD MUSEUM CELEBRATES 4<sup>th</sup> Anniversary In November

November is National Model Railroad Month and Friday, November 18<sup>th</sup> is National Take-a-Toy-Train-to-Work Day. The George L. Carter Railroad Museum at East Tennessee State University will celebrate its 4<sup>th</sup> Anniversary with a series of special events that will continue into the Christmas Holiday Season. The museum is a memorial to George L. Carter, founder, builder and owner of the Clinchfield Railroad and houses historic photos of Mr. Carter and the building of the Clinchfield as well as displays of Clinchfield Johnson City has a rich railroad history as an important rail stop Railroad historic memorabilia. Carter provided the land to the state of Tennessee that ETSU was founded on as well as other financial enticements that persuaded the Governor of Tennessee and his educational board to establish East Tennessee Normal School here in 1911.

for the Southern Railroad, the Clinchfield Railroad, and as the railhead for the East Tennessee & Western North Carolina "Tweetsie" Railroad. Many of the model locomotives and their consists that operate on the museum's working model railroad layouts accurately depict these vanished railroads. Operating alongside these miniature railroads is the only operating "ETSU Express" with its string of heavyweight blue and gray coaches pulled by a Berkshire 2-8-4 steam locomotive.

Model railroad clinics and demonstrations have become a November tradition at the Carter Railroad Museum and members of the Mountain Empire Model Railroaders have presented free clinics and workshops on track laying, scenery, tree making, water elements, weathering buildings and rollingstock, and many other elements of the hobby of model railroading as discrete, individual programs in the past. This year for our museum anniversary we will roll all the mini-clinics into one continuous demonstration event every Saturday from November 19<sup>th</sup> to December 10<sup>th</sup> with the construction of a big 18" x 72" module that will begin with the basics of benchwork construction and continue in steps to the completed, fully-sceniced module. All aspects of the hobby of model railroading will be covered from approximately 10 a.m. to 3:00 p.m. each Saturday. The public is invited to come and join us and see how model railroad layout work is done and follow our progress from start to finish. Our teachers will show you how and answer your questions as the module is built step-by-step.

The 2011 Railroad Heritage Days were initiated because the University is celebrating 100 years since being founded with the generous support of Carter, a major railroad and mining magnate

at the turn of the century. Due to their popularity, plans for the Heritage Days to continue into 2012 are now finalized and these popular Carter Railroad Museum events will feature something old, something new, and a few surprises monthly through next year. The railroad to be showcased on November 26<sup>th</sup> will be the Norfolk and Western, "Nights and Weekends—Long Trains on the N&W". The Carter Railroad Museum is open on Saturdays from 10:00 AM to 3:00 PM, and includes the aforementioned layouts, a special child's activity room, and ongoing programs. There is no admission fee but donations are welcome for its upkeep. The museum is also seeking artifacts for the newest addition, a 1300-sq. foot room dedicated to the long-defunct, but well-remembered, East Tennessee & Western North Carolina Railroad, the 'Tweetsie' narrow gauge, which is now under construction. In addition to the displays, there is also a growing research library, a National Railway Historical Society chapter, membership docent opportunities, and an oral history archive being established as part of the museum's programs. Info can be found online at <http://etsu.edu> or <http://johnsonsdotcom.com/glcarter/cartermuseum.htm>

The Mountain Empire Model Railroaders (MEMRR) club works in conjunction with the museum to demonstrate and maintain the model layouts, museum exhibits and other projects. More info can be found at [www.memrr.org](http://www.memrr.org). Membership opportunities are available to adults, and include special benefits and model railroading enjoyment.

The George L. Carter Railroad Museum is located on the campus of East Tennessee State University, Campus Center Building, The entrance door is adjacent to the flashing RR crossbuck. For more information contact the Museum Director, Dr. Fred Alsop, at telephone 423/439-6838.

## THE VIEW FROM THE ENGINEER'S SIDE OF THE CAB:

**Season's Greetings!!!** We have made it through another most successful year and are already making plans for lots of activities for 2012. We have new members to welcome to the MEMRR so plan to meet and greet them sometime soon. They are **Scott Burton, James Gregg, Ken Shelton and Pat & Pete O'Hare**. Welcome Aboard!!! We look forward to getting to know you and thanks for choosing the MEMRR as your new model railroading home.

We have voted Annual Honorary Memberships for ETSU President **Paul E. Stanton, Jr, Kim & Tom McKee, Cathy Carty, and Penny McLaughlin** and we welcome them to the club as well.

### CLUB OFFICERS

<b>President:</b> Fred Alsop	<b>Secretary:</b> Donald Ramey	<b>Newsletter Editor:</b> Ted Bleck-Doran
<b>Vice-President:</b> John Carter	<b>Treasurer:</b> Duane Swank	<b>Webmaster:</b> John Edwards



### LOCATION

ETSU Campus,  
George L. Carter  
Railroad Museum

### HOURS

Business Meetings are held the  
3<sup>rd</sup> Tuesday of each month.  
Meetings start at 7:00 PM at  
ETSU Campus, Johnson City, TN.  
Brown Hall Science Bldg, Room 312,

Open House for viewing every Saturday from 10:00 am until 3:00 pm. Work Nights each Thursday from 5:00 pm until ??

On the subject of memberships, now is the beginning of the quarter period for the RENEWAL OF CLUB MEMBERSHIPS. Your membership is import for many reason to you as the member, but also for the club to continue its work of serving the membership with its newsletter, website, HO layout building projects, refurbishing 'bad order' club rollingstock and the countless other expenditures a large club such as ours requires. Please renew your membership now and stay on track with the MEMRR and all its ties with the George L. Carter Railroad Museum. None of your dues monies goes to any facet of the operation of the Railroad Museum, all of the museum's funding comes from a small annual budget from the university and from donations; all of your dues monies goes only into the financial requirements of the MEMRR. So, if you have not rejoined by paying your small annual dues fees, please do so ASAP. Thank you.

We have had a few members on the hospital train recently and all of them underwent some surgeries. Recovering are **Gary Emmert**, **Don Ramey**, **Rich Gallaher** & his wife, **Carolyn**. We wish you all the speediest of recoveries and a return to a full healthy life and look forward to your return to our company.

We have elected our officers for 2012 with one important exception.....we have not filled the office of MEMRR Secretary. This is not a big job, but it is an important job. It primarily consists of taking the minutes at our monthly business meeting and getting them to the Newsletter Editor in time to meet that publication's deadline. Additionally, the secretary is asked to send 'get-well' and 'thank-you' cards as needed to our members. Please contact any of the officers that you are willing to serve and let's not start 2012 without a full cadre of officers. In a club with 90 plus members surely one of you will take on this task for us. I want to thank the officers who served the MEMRR so well during the past year for their support, expertise and dedication to our model railroad club and the Carter Railroad Museum.

- **Don Ramey** has done an excellent job as secretary for the past two years and we will miss his added touches of humor in our monthly meeting minutes reports.
- **John Edwards** was our first Webmaster and established and maintained our website with great efficiency and dispatch. He has been busy training our new Webmaster to insure a smooth transition.
- **Duane Swank** has been our club treasurer for many years now and he has continued to be a great money manager for the organization who always provides accurate and complete accounts each month.
- **Ted Bleck-Doran** has also served the club for many years as our Newsletter Editor and does such an outstanding job of constructing a state-of-the-art professional newsletter that we cannot wait for our monthly issue to arrive. If there were annual competitive awards for railroad club newsletters *The Signal Bridge* would always be in contention for top honors.
- **John Carter** has served us well for several years as our Vice-President. In this office John plans the informative programs that are the highlight of each of our monthly business meetings. Most importantly for me, John presides over the meetings for the MEMRR and the Coordinator's meetings during those times when my own busy schedule takes me some place other than Johnson City on scheduled meeting nights. His leadership is important in keeping the MEMRR on track in my absence.
- **Gary Emmert** served in the appointed position of Librarian.
- 

As president for many years I have been most fortunate to have the support not only of these fine officers, but of the membership of the MEMRR. It is through your individual efforts and energies that we have accomplished all that we have done as a club and as a group of friends and colleagues who express their enjoyment of their hobby of model railroading by taking it to the next level and sharing it as a club and with the public who come in great numbers annually on Saturdays to see your work and to learn from you at the Carter Railroad Museum. This is a terrific club with outstanding members and it is fun to be a part of it. I want to take the opportunity to personally thank **Don Ramey** and **John Edwards**, both of whom decided to not run for reelection for 2012, for their outstanding former service to the MEMRR as officers.

The elected officers for the 2012 year are:

**Duane Swank** Treasurer,  
**Ted Bleck-Doran** Newsletter Editor,  
**Bob Jones** Webmaster,  
**John Carter** Vice-President, and  
**Fred Alsop** President. The post of Secretary is currently unfilled.

**Gary Emmert** agreed to continue in his role of Librarian.

My thanks to **Allan Morton** and **Gary Emmert** for serving on the Nominations Committee providing the slate of officers and to those elected for being willing to serve the MEMRR as officers for the coming year. Your extra work on our behalf is fully appreciated.

Our Carter Museum Annual Holiday Party is coming up fast and this will be one of our biggest social events of the year, so plan to be there and bring a gift for Dirty Santa to dispense. Festivities begin at 5:00 p.m. on December 20<sup>th</sup> at Tipton-Haynes State Historic Site on South Roan Street. The MEMRR and the Carter Chapter NRHS are furnishing the meats, so bring you spouse or significant other and a food dish and come join in the merriment.

Because of the holidays our Railroad Museum schedule has been altered. **The Carter RR Museum will not be open on Christmas Eve, December 24<sup>th</sup>, but we will be open on New Year's Eve, December 31<sup>st</sup>.**

We will be assisting the Carter Chapter NRHS with the Sequoia Council Boy Scouts of America with the requirements for the Railroading Merit Badge on January 21, 2012. Please put that Saturday on your calendar to come in and operate the layouts and help the boy scouts meet their badge requirements. **Dave Doughty** will work with the Operation Life Safer portion, **Gary Emmert** with the prototype railroad information, the club members with the model railroading component, and **Jim Pahrts** will be coordinating the event. You can go to the BSA website, follow the links to the merit badge and learn what the boy scouts will be attempting to do with our help to earn this badge.

Thanks to **Allan Morton**, **Jim Gorny**, **Tod Eaton**, **Fred Alsop**, and any others I overlooked, who reworked the little N-Scale layout into a great looking winter scene. **Bob Barrett** of HobbyTownUSA donated the locomotive, 4 pieces of rolling stock and a transformer and **Jim Pahrts** had the idea and did some of the legwork to help get all the pieces organized. We will have a drawing for the little layout during our Christmas Party and anyone can enter by registering at the RR Museum and making a donation.

During the Christmas Holiday Season we traditionally conduct a series of free public clinics featuring many aspects of model railroading. This year at our November meeting the club decided we would do a continuous clinic focused on one module measuring 18 x 72 inches evenly divided into 6 portions with each succeeding part being a little more complete than the preceding one. **Gary Emmert** constructed the benchwork and **James Gregg** rebuilt some of it, **Ted Bleck-Doran** has molded some rock castings and promises to do some of the later scenery work, **Duane Swank, Hobie Hyder, and Fred** fashioned the blue foam board into shape. Now, over the next 2 weeks we need some additional club members to come forward and add their talents to the mix. There is a basic set of plans that have been developed showing each of the 6 blocks to be completed and this should be a fun project for many members to step into.

The winter season with its short days and long nights provides a great setting for model railroaders to practice their hobby. The George L. Carter Railroad Museum provides a great venue for that hobby to be exercised in and brought to the public. Thoughts of Santa are also in the air with remembrances of our childhoods and that very first train delivered to us under a Christmas tree. Have a wonderful holiday season and spend some of it with club members running that new locomotive, or consisting some of the newest rolling stock on one of our layouts. Get some youngsters involved in our hobby and enjoy the spirit of the season. The best of the holiday season to all of you and thank you for all your contributions, large and small to the MEMRR. Hear the whistle blow in the night and dream of all the destinations yet to come.

Fred Alsop  
President, Mountain Empire Model Railroaders  
Director, George L. Carter Railroad Museum ETSU

## HOLIDAY PARTY PLANNED December 20<sup>th</sup> – Tipton-Haynes

Fellow Club Members please remember that during the upcoming HOLIDAY SEASON there are some schedule changes in our club meetings and in the

George L. Carter operating hours. The Annual Railroad Museum Christmas Holiday Party for both railroad clubs will be held at 5:00 p.m. on Tuesday, December 20th, at the Tipton-Haynes State Historic Site on South Roan Street. Details for attendees have already been circulated, but you need to get in touch with the MEMRR Webmaster, Bob Jones, at [bjones@memrr.org](mailto:bjones@memrr.org) to confirm your attendance and provide the organization information on who is coming with you and what you're bringing for the meal. All members from both clubs and their spouses/significant others (no children please) are eligible and welcome to attend. We hope to see you there.

The Holiday Party will serve as the 'business meeting' for both clubs and there will be no other scheduled business meeting for

December. Both organizations will be on a regular meeting schedule again in January 2012.


The Carter Railroad Museum will be closed on December 24th, Christmas Eve, but will be open on December 31st, New Years Eve. Volunteers for Dec. 31, Jan. 7 & 14 will be established the night of Dec. 20th.

Thanks and Happy Holidays to you all. See you at the Museum Holiday Party!

Fred Alsop

PS: For members that may or may not attend the Holiday Party and would like to volunteer for Dec. 31st, Jan. 7th & 14th please send me a returned E-mail and I will post it on our website ([www.memrr.org](http://www.memrr.org)).

Bob Jones



## IN THE LIBRARY C&IM Special Return of the Heavyweights

Added to the Club video library is a copy of the National Railway Historical Society's Living Archives Series Volume 1 – C&IM Special. The video records a return of a passenger train to the Chicago & Illinois Midland rails. It covers the C&IM mainline in Illinois and the Sangamon River valley including a stop at the Havana rotary dumper complex.

Green C&IM diesels of the modern C&IM are shown along with rare color footage of steam in action. Selections of video and film views were gathered from members of the Chicago & Illinois Midland Chapter – NRHS. This is an interesting look at a road that saw heavy steam and 1<sup>st</sup> generation diesels working side by side.

Reserve your viewing by checking this video out of the library. Grab the easy chair, pop the video in the player and kick your feet up for a 28 minute ride through the American heartland. A great evening's viewing on a cold winter's night.



## LITTLE DETAILS: STUMPS

### Making And Adding Small Castings Can Bring A Scene To Life

By Ted "The Terrible" Bleck- Doran



Little things can make a big difference when they are added to a trackside scene on the layout. One small detail can be a strategically placed stump in a residential street – or – a cluster of stumps in the edge of a field or along a hedgerow – or – how about an area that's been timbered off and all that's left is a clear cut area filled with tops, debris, and stumps. Imagine the backstory of the scene: a storm has taken that proud old oak down in the front lawn; Farmer McDonald wants to clear a few more acres and has brought out the tractor to pull stumps; or the lumber company has finished timbering off a tree lot and has moved on.

The Muskrat Mountain Mining and Timber Company recently faced one of the above scenarios. It needed a bunch of stumps in a hurry. Cruising eBay I came across a set of Fine Scale Miniatures cast metal stumps. They were obtained at a reasonable price but... As with FSM products they were the only ones available and the set provided just 24 castings. That's hardly enough to depict a suburban wood lot much less an old growth forest!



Solution: Drop by Michael's or Hobby Lobby and purchase a can of Latex. I used rubber cement to affix the casting to a sheet of styrene. Then I liberally applied 3 or 4 coats of latex making sure to work the latex into the cracks and crevices, On the 4<sup>th</sup> coat I worked a layer of surgical gauze into the latex while it was still wet.

The latex and gauze layer was followed by 2 or 3 more layers of latex solution. The latex impregnated gauze layers make to molds more durable and less prone to tearing from repeated use.

Having a spouse who works in dentistry helps but asking a dentist also works in finding a supply of dental stone. This is a durable substance that mixes like plaster and dries to a rock-like hardness, excellent for castings. Mix a small batch of dental stone powder with water to a thick soupy consistency. Pour it into the mold and VOLLA' – you have a batch of stumps ready to plant on the layout.

Well almost ready... now the fun begins. It's time to paint.



I used water based acrylics in only three colors. I like the craft style acrylics because they are cheap, readily available, work well either straight from the bottle, as a wash, or with a dry brush technique, and did I say – cheap? The three colors were Yellow Ochre, Burnt Umber and a Medium or Dark Grey.



Pictured above is a cluster of stumps with a coat of Yellow Ochre to depict the heart of the tree stump. I paint only the cut face of the stump though one could give the entire stump a coat of yellow.

Next a coat of brown (umber) is applied to define the exterior bark of the stump. One does not have to strive for perfection – a little of the brown can “bleed” into the yellow. Wood colors can vary widely from tree to tree in nature.



The final stage is to apply a wash of medium or dark grey. Why grey? You thought tree bark was brown in nature... nope... tree bark is varying shades of grey, brown, black and even green. The wash of grey weathers the stump blurring the sharp contrast of the yellow and dark brown.



**A rule of thumb to follow:** the older the stump the more grey and darker it appears. So don't work if a stump or two get too much grey wash over the yellow heart wood



This project took the following time:

- Mold making: 0.5 hrs affixing the stumps to a backing sheet  
0.5 hrs applying the latex mold agent per coat
- Pouring the molds: 0.5 hrs mixing/pouring the dental stone
- Painting the stumps: hum... I did 150 over 2 nights while watching TV – it doesn't require a lot of attention.

The final result – well – you be the judge...

## MOUNTAIN EMPIRE MODEL RAILROADERS Minutes of General Meeting: November 15, 2011

**All Aboard**

A Big, **“THANK YOU”** to all veterans this Veterans Day. Well the East Tennessee State University Express arrived at the station a bit late due to service problems in the dining car en-route. However, the

train did leave the station ON-Time stranding twenty members of the MEMR talking amongst themselves and standing behind the yellow line. We did, however, manage to catch the next “Work Extra” and the following is a compendium of what was accomplished in the baggage car on the November work train. First off, let's welcome our two newest members, Scott Burton and James Gregg. If you see them at the museum or at the next meeting, introduce yourself. Thanks guys for becoming part of our group.

**Officer Reports:**



**Secretary Report:** The Secretary moved that without corrections or additions, the minutes of the October meeting be approved as published in the previous edition of the Signal Bridge.

**Newsletters Editors Report:** Please forward any ideas, contributions, pictures etc. to Ted for addition in upcoming editions of the Signal Bridge Newsletter. Ted continues to do a most excellent job on his adventure with our newsletter. He did specifically ask for content to include in future editions.

**Treasurers Report:** Duane gave his report of income / expenditures and the books balanced again. Thanks Duane for all your efforts.

**Web Masters Report:** Our web site continues to function normally. Should you desire to have a [-name@MEMR.org](mailto:-name@MEMR.org) e-mail address, please see Bob Jones as he is the newly elected webmaster for our web-site.

**Vice Presidents Report (upcoming programs):** John Carter reported on a current listing of upcoming programs as follows:

- **December 20** - George L. Carter/MEMRR Gathering for Christmas, 5:00 p.m. at Tipton Haynes Farm
- **January** - N&W Odd Balls - Not EMD locomotives - Ted Bleck-Doran
- **February** - DCC installs on non-dcc ready equipment - Don Ramey
- **March** - Freight train "consisting" (1975 to date) - Gary Emmert

#### Presidents Report:

- Fred thanked everyone involved with the decaling project for the "Friends of ETSU" gift locomotives (club received one as well). We now have a second floor storage room, thanks to ETSU, and shelves are to be delivered from surplus property and installed for our use. Also, This year (11-18-2011) marks the fourth anniversary on the George L. Carter Railroad Museum at ETSU. My how time flies. We have grown and are prospering as we move forward with the dealings we all enjoy in model railroading. Thanks ETSU for making this possible. Bring a friend and come out on any Saturday and help us enjoy the railroad.

#### Old Business:

1. **New Window Sign:** The sign has been completed, pending the addition of our logo. It will be added before printing and the sign placed to enhance the location of our Museum.
2. **L&N Coaches for Presidents Train:** Gary has purchased three coaches and this should make an 11 car presidents train.
3. **Test Prints:** our donated collection of 120 film prints had some samples printed and they looked great. However, they are all of Northeastern Railroads taken in the 40-50 era. Work is being done to transfer them to the Delaware and Hudson historical society since they do not fit in with anything local to us".
4. **Library:** 10 vhs tapes from our collection were converted to DVD and they turned out great. Scheduling is under consideration for transferring more as time and money permit.
5. **Club Schedule for 2010:** We plan to discuss this at the January meeting and decide what we want to do collectively as a club. Any suggestions welcome for discussion at Jan meeting.

6. **Club Shirts:** Duane has some "old-stock" (before price increase) club shirts to sell. If you want one, see him.
7. **Metal wheels:** The Intermountain wheelsets ordered are in and will be forwarded to Jim Hoyt for club car installation on the RIP track. Jim also needs some lead weight to bring some "light" cars up to spec.
8. **Library:** We now have over 200 books in the library and the listing is updated and current.
9. **Memorial Car:** Parts and lettering to complete the memorial car have been ordered.
10. **Correction:** The PRR coaches listed as missing in the last newsletter were located in the hands of their owner. They were mistakenly identified as club cars...
11. **Nominating Committee:** Allan Morton and Gary Emmert were this year's nominating committee and recommended the following:

**President: Fred Alsop**

**Vice-President: John Carter**

**Web Master: Bob Jones**

**Treasurer: Duane Swank**

**Newsletter Editor: Ted Bleck-Doran**

**Secretary: \_\_\_\_\_**

*(Note-this position was not filled.) If you want to volunteer for this position for the 2012 year, Please advise on of the above listed officers.*

#### New Business:

1. **Installation.** We have a donated mile marker & whistle post to place at the museum entrance.
2. **Our Railroad Heritage Days:** continue to be a hit with the general public. Our next is Norfolk and Western on November 26th, Come see the big trains run.
3. **Co-ordinators report was omitted at meeting.** Full report in Signal Bridge.
4. **Seminars:** We are building two 18" x 36" modules and leave each in several stages of development to enable a "show-n-tell" of the "How to build" a railroad. Several areas will be covered, including:
  - a. Benchwork Framing
  - b. Road Bed
  - c. Track & Ballast
  - d. Wiring
  - e. Scenery: divided as follows; Cardboard strip and plaster cloth, foam, Ground foam cover for grass and shrubs, Trees both deciduous and conifers, Water elements, Structures (incl, bridge & building) Weathering, (incl both rolling stock and structures). Come out and participate or watch and learn, but most of all come out and be a part.
5. **Christmas give away:** Work has started on the N-Scale give-away layout for Christmas... Come out and lend a hand to get this job completed.
6. **Honorary Memberships:** (good for one year) We had 6 individuals considered for honorary membership. They are:
 

*President Paul E. Stanton Jr. of ETSU,  
Tom & Kim McKee (club picnic sponsors),  
Cathy Carty (ETSU custodian)  
Delanna Reed (ETSU story telling coordinator), and  
Penny McGlothlin (Tipton Haynes curator),*

 All were approved and will receive their honorary membership for the year 2012.
7. **Christmas Dinner:** for 2011 will be held on December 20<sup>th</sup> at 5:00 p.m. at Tipton Haynes State Park. If you can come that morning and assist in the setup, please be there by 10:00 am. See listing of covered dishes on web site for details and whom to contact to list your plate. As usual, 'O! Dirty Santa

will be there giving (and taking) gifts for all good (and some not so good) railroaders. Should you desire to participate, please bring a \$15.00 railroad related gift and advise the host you want to be included and register for the "picking-order". Again, we will make a donation to Tipton Haynes for the use of the banquet room.

- 8. **Holiday operating schedule:** The museum will be CLOSED on Dec 24<sup>th</sup>, to enable our members to enjoy the Holiday with their families. However, it will be OPEN on December 31<sup>st</sup> with our last 2011 Heritage running session on that day.
- 9. **TEE Shirts:** A new source for silk printed Tee's has been located and are available to club members for \$9.00 and a carry bag for \$5.00 See Jim Pahrns for more details.
- 10. **Boy Scouts:** Saturday, January 21, 2012 will be Boy Scout Merit Badge day at the museum with sessions starting at 10:30 and 1:30.
- 11. **Operation Lifesaver:** Posters were given to Fred for printing and use at ETSU,
- 12. **Kids Room:** Trains for kids books have arrived.

**Volunteer Recruiting for Saturday Operating Sessions:**  
Next 4-weeks Operator Volunteers.

*Thanks to all you engineers for your unselfish desire to come out and run your trains. This is what makes it fun for all.*

Winter is a good time to volunteer and help properly man the museum and layouts. If you can spare the time, please come out and help whenever you can.

**Announcements:**

- **Santa Train** is scheduled to run on Saturday Nov 19<sup>th</sup>, Shelby, KY to Kingsport, TN.
- **Nov 26, Train show at Galax, Va.** Rt 821 just off Rt 89. 1 mile north of Blue Ridge Pkwy. \$3.00 admission at the door.
- **March 2 & 3, 2012, Train Show in Asheville, NC** in Fletcher NC. Hwy 280, Airport Road, Exit 40 off I-26 Fri:12-7 pm Sat 9 am - 4 pm. \$5.00@ door
- It has been requested that all Saturday Volunteers arrive :30 minutes early.. 9:30 for 10:00 start and 12:30 for 1:00 start if you are volunteering for the museum.

**Program for the Evening:**

The program was cancelled and reset for March 2012 due to lateness of the hour.

**Next Scheduled Monthly Meeting:**

December 20, 2011  
5:00 pm @ Tipton Haynes St. Park.

Respectfully Submitted:

*DON RAMEY  
MEMRR SECRETARY*

## GEORGE L. CARTER MUSEUM GETS MOBILE

Museum Buys Trailer to Aid with Layout Displays



We got the new Carter Railroad Museum trailer fitted with decals at Custom Signs on Walnut St. in Johnson City today. Hobie Hyder met me at 9 a.m. and we pulled it from ETSU down the street to the sign company.

Jim Pahrns and I picked it up in the rain around 3:45 this afternoon and took it back to its parking place at the ETSU Motor Pool. We will need to get some door locks for it and to do some minor repair on the lid of the front storage box, but it seems to be ready for the road. My thanks to those special members who donated towards its purchase. I am sure we will get many years service out of

it. Here are our first pictures of the trailer wearing ETSU and Carter RR Museum logos.



## Mountain Empire Model Railroaders COORDINATORS' MEETING, 10 NOVEMBER 2011

The Coordinators' Meeting was called to order by President Fred Alsop at 6:00 in room 235 Campus Center Building, ETSU. Reports of the Coordinators present follow:

**Bad Order Cars—Jim Holt.** The club now has 149 freight cars and 28 passenger cars in good order and ready to run. Materials needed: 33" metal wheel sets = 4 packs; car weights (Tod Eaton will furnish this), and weights for open hoppers. HOn3 stock inventory: 4 ET&WNC RR 4-6-0 locomotives, 1 piggyback custom built flat car w/trailer, 1 assembled flat car (thanks Rich Gallaher), 33 HOn3 kits (Ted Bleck-Doran has 5 hopper kits, Rich Gallaher has 1 coach and 1 flat car kit, Bob Jones has 1 coach).

**Library Report—Gary Emmert.** Bob Jones has all the books in the glass case catalogued. Dave Doughty has 85% of the magazines in storage boxes and tagged.

**Cope Mobile Layout—Gary Emmert.** Dave Doughty and Gary Emmert will do a carnival scene after January 1<sup>st</sup>. Jim Pahriss will check on Bachman and Thomas-the-Tank buildings for the layout. The layout needs leg extensions designed for it so it may be raised to be more easily observed by standing adults. We need to replace 3-4 Atlas switch machine motors and a possible short in the trackage needs to be traced and eliminated.

**Sales—Duane Swank.** Status quo on patches, hats, etc. with no need to stock additional items at this time. Jim Pahriss will check with HobbytownUSA for battery-powered Christmas Trains for sale as we did last year.

**Displays—Jim Pahriss.** We will be featuring the N&W Railroad for the Heritage Day Event on 26 Nov. Display materials are solicited from the members and the items will be changed out in the display cases on Thursday night, 17 Nov.

**Special Events—Jim Pahriss.** Saturday, 21 January, 2012 the Carter Chapter NRHS and the Carter RR Museum with help from the MEMRR will conduct the first 2 sessions for the Boy Scouts of America railroading merit badge. Fred will make arrangements for a room to be used for the day and there will be a limit of 25 boys and their leaders per session.

**N-Scale Layout Give-A-Way.** Allan Morton and some of the other MEMRR members will take the previously donated N-Scale 'snow scene' layout and rebuild it into a refurbished winter scene layout that will be given away via a drawing on 20 December. Anyone may register for the drawing by filling out a registration card and making a donation of any amount. Bob Barrett of HobbytownUSA will donate an N-Scale locomotive, several pieces of rollingstock, and a small power pack to this project.

## N-Scale Layout Give Away Donate and Enter for a Chance to Win

Just in time for Christmas, visitors to the George L Carter Railroad Museum will have a chance to win a N-Scale layout recently rebuilt

**Annual Holiday Party.** Jim Pahriss will contact Tipton-Haynes Historic Site to reserve a room for our annual holiday party with Tuesday, 20 December (our regularly scheduled meeting date for Dec.) being the preferred date. We will need more party supplies and Jim Pahriss will coordinate the party.

**N-Scale Layout—Tod Eaton.** The N-Scalers continue to improve the operation of the layout by cleaning track and working on bad-order rolling stock.

**Special Events/Publicity—Hobie Hyder.** Absent, no report.

**Newsletter—Ted Bleck-Doran.** The November issue will be a large one with 14 pages. Editor needs copy, ideas, themes, photos, etc.

**Little Engineer's Room—Dave Doughty.** Need to restock kid's book shelves. See if we can get Booklover's Warehouse to make another donation.

### President's Report—Fred Alsop.

1) The new Carter RR Museum trailer now has Museum Logo and ETSU decals attached by Creative Signs and it looks sharp! Needs to be inspected by some of our 'trailer' guys to see if we need to do any minor repairs and for a recommendation for locks for the doors. Anyone want to help with this minor detail? Please see Fred.

2) The RR Museum has been given a new room to be used for storage upstairs. Room 236 will have 2 keys, Fred will have one and Gary Emmert will have the other. Shelving will be obtained from ETSU and we will move a lot of the things now taking up valuable work space out of room 108 and upstairs into it. Bring some moving dollies on Thursday night and we will begin moving things.

3) The ETSU Centennial locomotives, tenders and display cases will be competed in a few day with special volunteer work sessions beginning on Sunday afternoon. The completed work on the 55 units to be decaled and cases completed will earn the museum's foundation account \$1,200 and those funds will go back into the Tweetsie RR HOn3 project now underway.

4) The club decided to do a continuous clinic over several Saturdays that will use an 18" x 72" base that will be completed in several steps to demonstrate how an HO-Gauge layout is constructed. Fred will design a schematic for the layout and Gary Emmert will put together the benchwork. Other volunteers are needed each Saturday in November and the first 3 Saturdays of Dec. to demonstrate various modeling/scenery techniques to the public on this 'continuous clinic module'. Please contact Fred to volunteer to do part of this clinic.

There being no other business the meeting was adjourned at 7:25 p.m.

and reconditioned by MEMRR club members. For a donation of any amount, a contributor can fill out a coupon to enter the drawing. The winner will be selected and receive the layout in plenty of time before Christmas.

The original layout was built for the holidays and quite frankly had seen better days. At least that was until the week before



Thanksgiving. Several members got together and pooled their resources and creativity and reconditioned the layout.



The seasonal theme was retained with a new skirting added, track replaced, and winter scenery freshened with a new coat of snow. Allan Morton, Todd Eaton and Jessie Kittel relayed the track and repositioned the buildings. Ted Bleck-Doran contributed several new rock castings stained and weathered. Fred Alsop added his superb artistic talent by adding water and blown snow effects.



Bob Barrett of **HOBBYTOWN** in Johnson City donated new rolling stock and a locomotive. Don't miss your chance to become the layout's proud owner.



Photos by Todd Eaton.

## T-SCALE

By: James Gregg

If you are all thumbs, the smallest production model train in the world (so claimed), maybe shouldn't be your next project. This micro-size train operates on steel rails with ABS ties and roadbed. The wheels are magnetic which helps it to stay on the track especially at high speeds. It is claimed that the little train will run inverted although I haven't confirmed this but plan to give it a try soon.



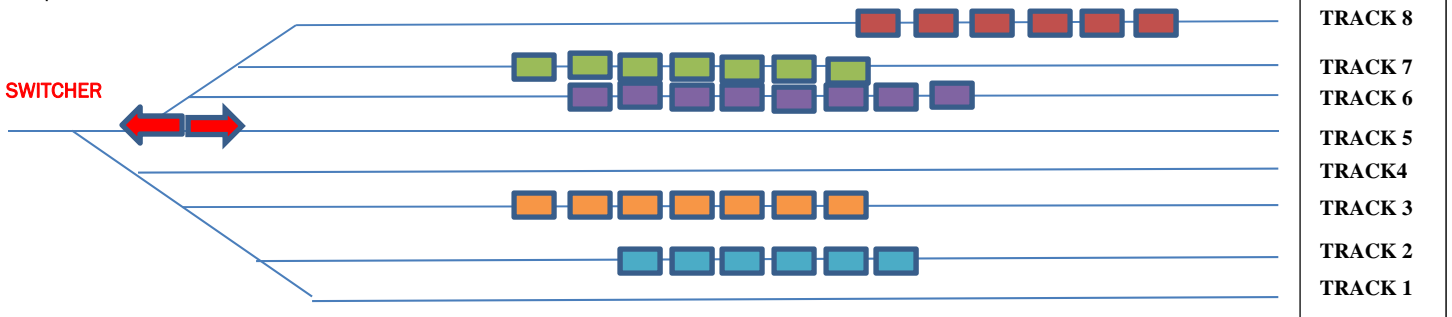
It all started when a gentleman named Hirotsuga Hirai wished he could build a train that would run on top of his laptop computer. He sketched it out and determined the scale had to be 3mm (0.118 in). The "t" stands for "three," which is the track gauge in millimeters.



One starter set shown

The t-scale 1/450 was introduced by Eishindo at the Tokyo, Japan toy show in 2006 and released for sale in 2008. They are available in other parts of the world and from the \*U.S. firms listed below. Only scale Japanese trains are manufactured by Eishindo at this time along with track, buildings, trees, other accessories, and yes, people. According to the National Center for Health Statistics, the average height of a male in the United States is 69.2 inches tall. This puts the height of a t-scale man to 0.154 inches tall. Eishindo is planning to expand their production lines in the future to include trains from other parts of the world.

The cost of a starter set runs around \$175.00 which includes two motorized cars and two unpowered set up for a push-pull configuration. Most important is the rerailer for big unsteady hands and the power unit that operates on 3 AA batteries or by power adapter from 110V.



Although I consider myself new at this model railroad business, I have owned a HO train for about forty years and started building a (Marklin) Z-scale layout about 15 years ago. It sat dormant until I retired a while back, and now I have the fever again. I have a lot of questions about railroad building which led me to the ETSU museum. I was so impressed with what I saw I wanted to be a part of it. So I am now a new member hoping I can learn and in some way help along the way. My first Thursday work night was to help Gary get the new storage room in order. My first Saturday work day was helping Fred dig post holes. This railroading is tougher than I thought.

- TF Train & Hobby Denville, New Jersey
- TrainAidsA USA (internet)
- TRF Trains LLC Palm Bay, Florida

### Honorary Members for 2011 Named Six to Receive Honors

At the November business meeting of the MEMRR we voted a one-year Honorary Membership to the following people whose contact information follows. I have sent each of them a letter today advising them of their new status in the club and that among their privileges they will be receiving the newsletter via email. I am supplying you with that information so we can get them on our mailing lists, keep them updated on club activities and make them welcome.

- |                                |                                       |
|--------------------------------|---------------------------------------|
| President Paul E. Stanton, Jr. | Office of the President               |
| Penny McLaughlin               | Director, Tipton-Haynes Historic Site |
| Tom & Kim McKee                |                                       |
| Cathy Carty                    | Custodial Services                    |


### Operator's Puzzle A Conductor's Call from the Staging Yard By Gary Emmert

The conductor has to assemble a train in the MEMRR Staging Yard. You've got 8 tracks in the staging yard. What do you do? His instructions are as follows:

- Come to 3*
- Pull 3*
- Two to 8*
- Shove 3 and hang one to 5*
- Drag 6 double to 3*
- Shove it all in 1*

Below is a diagram of the Yard.

# THE LOCO IS COALED AND STEAM IS UP! ARE YOU ON BOARD?




YOUR MEMBERSHIP WITH MOUNTAIN EMPIRE MODEL RAILROADERS IS ABOUT TO EXPIRE AND THIS MAY YOUR LAST ISSUE OF *THE SIGNAL BRIDGE*.

DECEMBER-JANUARY-FEBRUARY ARE MEMBERSHIP RENEWAL MONTHS.  
SO PLEASE CONSIDER RENEWING YOUR MEMBERSHIP TODAY.

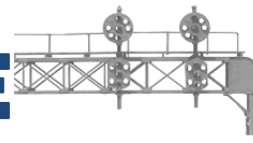
**FULL MEMBERSHIP IS \$30.00**  
**FAMILY MEMBERSHIP IS AN ADDITIONAL \$5.00 PER MEMBER**  
**ASSOCIATE MEMBERSHIP IS \$12.00**

SEND YOUR CHECK TO:  
MEMRR  
C/O DUANE SWANK  
1763 SYLVAN HILL ROAD  
ELIZABETHTON TN 37643





# THE SIGNAL BRIDGE



Volume 18

NEWSLETTER OF THE MOUNTAIN EMPIRE MODEL RAILROADERS CLUB  
DECEMBER 2011 BONUS EDITION

Number 12B

Published for the Education and Information of Its Membership

## PENNSYLVANIA TROLLEY MUSEUM Washington, PA

The Pennsylvania Trolley Museum located near Pittsburg in western Pennsylvania has one of the premier collections of street care, trolleys and interurbans in the country. The best thing about the museum is its location - days drive from the Tri-Cities making for a wonderful weekend outing of railfanning and a step back in time.

The museum is just 10 minutes off the interstate (I-79) with clearly marked attraction signs near the exits. We cheated with a Garmin, but there were adequate signs at key intersections that we had no difficulty finding the grounds.



### CLUB OFFICERS

President:  
Fred Alsop

Secretary:  
Donald Ramey

Newsletter Editor:  
Ted Bleck-Doran

Vice-President:  
John Carter

Treasurer:  
Duane Swank

Webmaster:  
John Edwards



LOCATION  
ETSU Campus,  
George L. Carter  
Railroad Museum

HOURS  
Business Meetings are held the  
3<sup>rd</sup> Tuesday of each month.  
Meetings start at 7:00 PM at  
ETSU Campus, Johnson City, TN.  
Brown Hall Science Bldg, Room 312,

Open House for viewing every Saturday from 10:00 am until 3:00 pm. Work Nights each Thursday from 5:00 pm until ??

# Pennsylvania Trolley Museum



## ROLLING STOCK ROSTER

### STREET & INTERURBAN RAILWAY PASSENGER CARS

Car #	Builder	Year Built	Operating Company Represented	Description	Year Acquired
<a href="#">3</a>	Niles Car and Manufacturing Co	1905	Jersey Shore & Antes Fort RR Co	DT DE Interurban Combine	1999
<a href="#">5</a>	J G Brill Company	1941	Philadelphia Suburban	DE Suburban "Brilliner"	1982
<a href="#">14</a>	St. Louis Car Co	1949	Philadelphia Suburban	DE Suburban	1982
<a href="#">24</a>	St. Louis Car Co	1949	SEPTA Red Arrow Division	DE Suburban	1983
<a href="#">66</a>	JG Brill Company	1926	Philadelphia Suburban	DE Center Door Suburban	1970
<a href="#">73</a>	JG Brill Company	1926	Philadelphia & West Chester Traction	DE Center Door Suburban	1990
<a href="#">78</a>	JG Brill Company	1932	Philadelphia & West Chester Traction	DE Suburban Master Unit	1982
<a href="#">94</a>	Pullman Standard Co	1948	Shaker Heights Rapid Transit	SE PCC	1987
<a href="#">101</a>	John Stephenson Co	1880s	Federal St. & Pleasant Valley Railway Co	Horsecar	1971
<a href="#">115</a>	St. Louis Car Co	1909	Pittsburgh, Harmony, Butler & New Castle Railway	SE Interurban Combine	1986
	JG Brill Company	1931	Southeastern Pennsylvania Transportation Authority	DE "Bullet"	1993
<a href="#">250</a>	Jewett Car Co	1913	Monongahela Valley Traction	DE Interurban Combine	2005
<a href="#">274</a>	Jewett Car Co	1918	Monongahela Valley Traction	DE Interurban Combine	1974
<a href="#">325</a>	Cincinnati Car Co	1911	Cincinnati, Newport & Covington	SE ST City	2000
<a href="#">350</a>	St. Louis Car Co	1926	Johnstown Traction	DE City	1959
<a href="#">606</a>	The Budd Co	1960	City of Philadelphia	DE Rapid Transit	1998
<a href="#">739</a>	West Penn Railways	1925	West Penn Railways Co	DE DT Center Door Interurban	1989
<a href="#">832</a>	Perley Thomas Car Co	1923	New Orleans Public Service	DE City	1964
<a href="#">832</a>	Cincinnati Car Co	1929	West Penn Railways	DE Curved Side Interurban	1952
<a href="#">1138</a>	St. Louis Car Co	1938	Pittsburgh Railways	SE PCC	1961
<a href="#">1467</a>	St. Louis Car Co	1942	Pittsburgh Railways	SE PCC	1968
<a href="#">1711</a>	St. Louis Car Co	1949	Pittsburgh Railways	SE PCC	1990
<a href="#">1758</a>	Rio de Janeiro Tramways	1911	Rio de Janeiro Tramways	DE Open	2006
<a href="#">1799</a>	St. Louis Car Co	1945	Port Authority Transit	SE PCC	1990
<a href="#">2227</a>	Cincinnati Car Co	1919	Cincinnati Street Railway Company	SE DT City	2009
<a href="#">2711</a>	St. Louis Car Co	1947	Philadelphia Transportation Company.	SE PCC	2000
<a href="#">2723</a>	St. Louis Car Co	1947	Southeastern Pennsylvania Transportation Authority	SE PCC	1995
<a href="#">3487</a>	St. Louis Car Co	1905	Pittsburgh Railways	DE City - High Floor	1956
<a href="#">3756</a>	Osgood Bradley Car Co	1925	Pittsburgh Railways	SE City - Low Floor	1954
<a href="#">4004</a>	Port Authority of Allegheny County	1988	Port Authority Transit	SE PCC	2004





<a href="#">4145</a>	Pressed Steel Car Co	1911	Pittsburgh Railways	SE City - High Floor	2009
<a href="#">4398</a>	St. Louis Car Co	1917	Pittsburgh Railways	DE City - Low Floor	1956
<a href="#">5326</a>	JG Brill Company	1923	Philadelphia Rapid Transit Co.	DE City	1957
<a href="#">8042</a>	JG Brill Company	1923	Philadelphia Transportation Co.	SE City	2005
<a href="#">Toledo</a>	Toledo Street Railway Co.	1906	J G Brill Company	J G Brill Company	2009

**STREET & INTERURBAN RAILWAY FREIGHT & WORK CARS**

Car #	Builder	Year Built	Operating Company Represented	Description	Year Acquired
<a href="#">1</a>	West Penn Railways	1916	West Penn Railways	ST Locomotive	1958
<a href="#">1</a>	McGuire-Cummings	1918	Beaver Valley Traction	ST Sweeper	1972
<a href="#">4</a>	McGuire-Cummings	1922	Philadelphia Suburban	DT Sweeper	1988
<a href="#">07</a>	Jewett Car Co	1911	Philadelphia & West Chester	Box Motor	1996
<a href="#">067</a>	Columbus Railway Light & Power Co	1923	Columbus & Southern Ohio Power	Motor Flat Car	1985
<a href="#">3000</a>	Baldwin-Westinghouse	1920	Monongahela Valley Traction	Locomotive	1968
<a href="#">3618</a>	Differential Car Co	1927	Boston Elevated Railway	Hopper Dump	1974
<a href="#">F22</a>	J G Brill Company	1913	Philadelphia Rapid Transit	Box Motor	1982
<a href="#">M1</a>	Pullman	1890	Pittsburgh Railways	ST Pay Car	1949
<a href="#">M37</a>	McGuire Manufacturing	1896	Pittsburgh Railways	ST Sweeper	1967
<a href="#">M200</a>	Pressed Steel Car Co	1911	Pittsburgh Railways	SE Tow Car (ex 4140)	1972
<a href="#">M210</a>	Pittsburgh Railways	1940	Pittsburgh Railways	Line Car	1995
<a href="#">M283</a>	Differential Car Co (PAT)	1927	Port Authority Transit	Crane	1988
<a href="#">M551</a>	Differential Car Co (PAT)	1922	Pittsburgh Railways	Side Dump	1984

**RAILROAD LOCOMOTIVES AND CARS**

Car #	Builder	Year Built	Operating Company Represented	Description	Year Acquired
<a href="#">53A</a>	NYO&W	1916	Unity Ry.	Caboose, Wooden	1965
<a href="#">73</a>	International Car	1949	Monongahela Ry.	Caboose, Steel	1991
<a href="#">1311</a>	Porter	1942	Pennsylvania Transformer Technologies	Diesel Locomotive	2001
<a href="#">B73</a>	Westinghouse	1930	Armco Steel	Diesel Locomotive	1970
<a href="#">89</a>	General Electric	1953	Pennsylvania Trolley Museum	Diesel Locomotive	2008

**STRUCTURES**

STRUCTURE NAME	COMPANY	BUILT	ACQUIRED
<a href="#">Allison Shelter</a>	Washington & Canonsburg Railway Company	1903	1994
<a href="#">Brown Shelter</a>	Pittsburgh & Butler Railway Company	1908	1984
<a href="#">Richfol Shelter</a>	Pittsburgh Railways Company	1908	1982
<a href="#">West Shelter</a>	Pittsburgh Harmony Butler & New Castle Railway Company	1908	1992
<a href="#">Safety Island</a>	Pittsburgh Railways Company/Port Authority Transit (Station Square)		1998

Last modified February 5, 2011



# JAPAN UNVEILS THE NEW SPEED CHAMP

## Taking High Speed Rail To The Next Level



JAPAN has unveiled its latest high-speed bullet train — capable of travelling at nearly 200mph. The cutting-edge Hayabusa, or Falcon, pulls a luxury carriage modelled on airline business class. It made its official debut yesterday with a trip to northern Japan departing from Tokyo.



The green, pink and silver train is the fastest currently operating in Japan, travelling at speeds of 198mph. Japan has built up a network of high-speed rail lines since the 1960s that criss-cross the island nation.



It now hopes to sell the technology abroad, including to the United States.



Mutsutake Otsuka, chairman of East Japan Railway Co, said: "To the best of our ability, we will strive to improve Hayabusa's passenger comfort, safety and environmental friendliness, not just its speed."



More than 1,000 trainspotters crowded on to the platform at Tokyo's central railway station to see the futuristic train leave. It can make the 420 mile trip to Aomori in just over three hours.





Passengers will glide quietly along the straight stretches and tunnels that cut through Japan's mountainous countryside.



And those willing to pay 26,360yen (£196) for a one-way trip can enjoy the comfort of a GranClass car, where a cabin attendant will serve them food and drinks in their deeply reclining leather seats on thick woollen carpets.



### New Egypt NJ Hi-Railer





## Weed Wacking on the Rock Island Shawneem OK

Check out these pictures in Oklahoma City. In the background you will see the MKT green and yellow engines used between Oklahoma City and McAlester, Oklahoma.



## #4141 - "George W. Bush" Looking Presidential Railroad Style



## Union Pacific #6688 UP Special Move

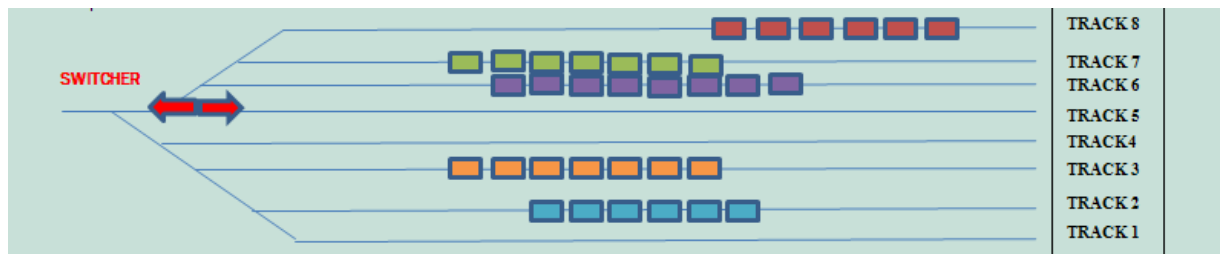






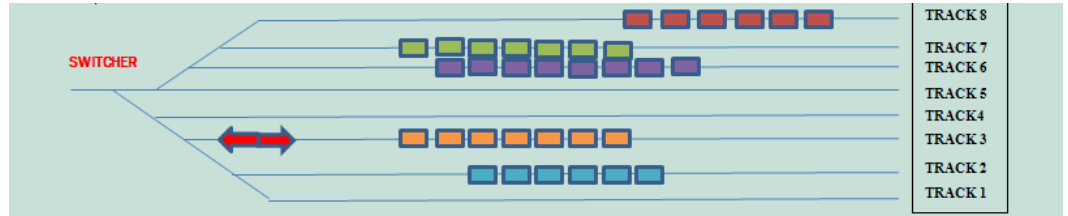
### OPERATOR'S PUZZLE The Solution

1. STARTING SITUATION:

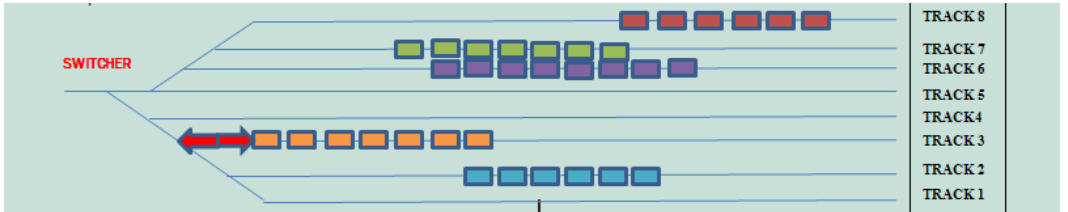


2. COME TO 3

(MOVE SWITCHERS TO TRACK 3)



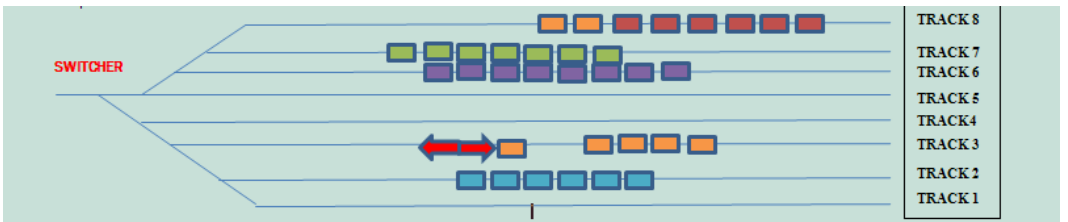
3. PULL THREE (COUPLE THE WHOLE STRING ON TRACK 3 AND PULL THEM OUT)



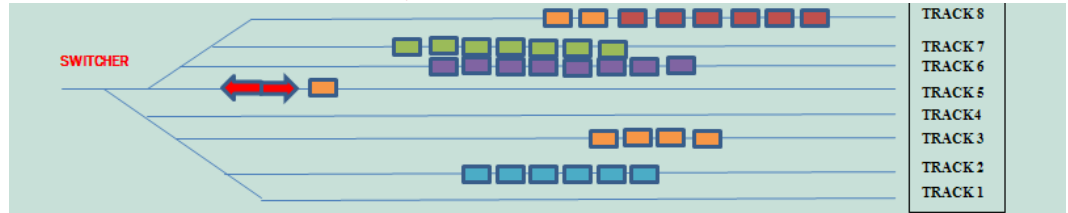
4. TWO TO 8 (TAKE THE STRING AND PLACE THE LAST TWO CARS ON TRACK 8)



5. SHOVE 3 (RETURN THE STRING TO TRACK 3)



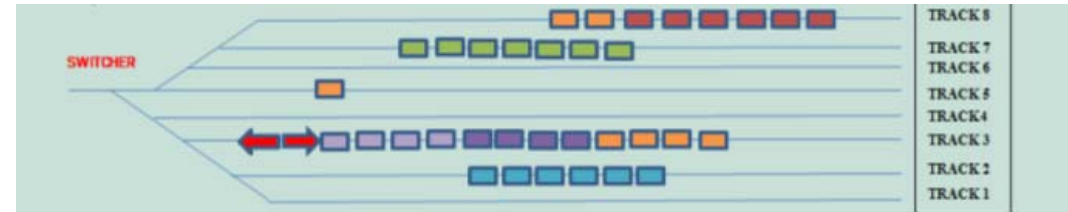
6. ... AND HANG ONE TO 5 (TAKE THE FIRST CAR AND PLACE IT ON TRACK 5)



7. DOUBLE 6 TO 3 (TAKE HALF OF THE CARS FROM TRACK 6 AND PLACE THEM ON RACK 3)



8. .... GO BACK TO TRACK 6 AND RETRIEVE THE REMAINING CAR AND MOVE THEM TO TRACK 3 ALSO



9. SHOVE IT ALL TO 1 (TAKE THE STRING OF CARS FROM TRACK 3 AND PLACE THEM ON TRACK 1 READY FOR THE OUTBOUND FREIGHT)




# THE SIGNAL BRIDGE

Volume 18

NEWSLETTER OF THE MOUNTAIN EMPIRE MODEL RAILROADERS CLUB  
 DECEMBER 2011 SPECIAL EDITION  
 Published for the Education and Information of Its Membership

Number 12C

## WORLD WAR II POSTERS In O - HO - N SCALES



**CLUB OFFICERS**  
**President:** Fred Alsop  
**Secretary:** Donald Ramey  
**Newsletter Editor:** Ted Bleck-Doran  
**Vice-President:** John Carter  
**Treasurer:** Duane Swank  
**Webmaster:** John Edwards



**LOCATION**  
 ETSU Campus,  
 George L. Carter  
 Railroad Museum

**HOURS**  
 Business Meetings are held the  
 3<sup>rd</sup> Tuesday of each month.  
 Meetings start at 7:00 PM at  
 ETSU Campus, Johnson City, TN.  
 Brown Hall Science Bldg, Room 312,

Open House for viewing every Saturday from 10:00 am until 3:00 pm. Work Nights each Thursday from 5:00 pm until ??