


THE SIGNAL BRIDGE



Volume 14

NEWSLETTER OF THE MOUNTAIN EMPIRE MODULAR RAILROADERS CLUB
OCTOBER 2007 ISSUE

Number 12

CLUB OFFICERS

President:

Fred Alsop

Vice-President:

John Carter

Secretary:

Mary Doran-Bleck

Treasurer:

Duane Swank

Newsletter Editor:

Ted Bleck-Doran

Webmaster:

John Edwards

LOCATION

**ETSU Campus, George L.
Carter Museum**

HOURS

Business Meetings are held the 3rd Tuesday of each month. Meetings start at 7:00 PM at ETSU Campus, Brown Hall Science Bldg, Room 312, Johnson City, TN.

- A social gathering is held prior to the business meeting at EL TORITOS on State of Franklin near ETSU in the Kroger Plaza starting at 5:45 PM. Visitors and those interested in joining MEMRR are invited to attend.

- Work nights are held weekly on Thursday evenings starting at 4:30 PM and lasting until ???

- Open viewing and operating layout is available every Saturday from 10:00 AM until 3:00 PM starting in October 2007.

From the Conductor's Desk...

Concluding Thoughts On RDC's



Reading RDC-2 trailing an RDC-3 in the Pennsylvania mountains



Photos Above - Reading RDC-1's in consist

To complete our presentation on the Budd Rail Diesel Car let's look at some of the models produced and where the cars ran or are still running today.

First, the models:

KATO makes a set of Budd RDC's in N Scale. Models of RDC-1 (Coach with Control Cabs), RDC-2 (Baggage-Coach Combine), RDC-3 (Baggage-RPO-Coach Combine) and RDC-4 (RPO-Baggage Car). All are available through Walthers

and other vendors for around \$80.00

MTH Electric Trains has produced O Gauge versions of the RDC-1 and RDC 2 under the RailKing label. Cost lists at \$299 for powered units with sound and \$99-149 for 2-car non-powered add-on sets. Availability is limited with Walthers lists the RDCs as unavailable but a number have shown up on Ebay.

Aristocraft makes both the RDC-1 and RDC-3 in G-Gauge. They are to be released sometime in the future and list at \$315.

K-Line made a series of RDC's for 3-rail O

gauge, the most recognizable being a Blue B&O RDC-1. These are long out of production models though some appear on Ebay and can command several hundred dollars on auction.



A Reading RDC-1 in the Shops

Lionel produced a series of RDC-1, RDC-2, RDC-3 and RDC-4 models for 3-rail O-gauge tinplate. Again these are long out of production but can be found of Ebay on auction. Price can vary depending on the bidding.



Reading RDC-1s

Concor released a set of RDC's in N-scale. Like many of the models listed these are out of production.



Reading RDC-1 in Consist

Athearn made several releases of RDC in HO Scale. The earliest were made with extruded aluminum bodies and plastic ends. Later models were injection molded plastic shells and metal frames. All were powered by rubber band drives. While out of production they are generally available through Ebay and are inexpensive to purchase.



Reading RDC-1's on the Mainline

Several importers have produced RDC's in brass. These are rare and command starting priced in the range of \$150-175 on Ebay.



Northern Pacific RDC-1's

Where They Ran - Where They are Located

Here's a list of roads that either ran RDC's or run them still:



VIA (Canadian) RDC-2 and RDC-1

- Alaska Railroad
- Amtrak
- Australian National Railroad
- Baltimore & Ohio
- Belfast & Moosehead Lake
- Bellefonte Historical Railroad
- Boston & Maine
- British Columbia Railway
- Budd Company
- Cal Trains
- Canadian National



Reading RDC's in the Snow

- Canadian Pacific
- Cape Cod Railroad
- Cape Cod Central Railway
- Central Railroad of New Jersey
- Chem de Fer des Cantons de L'est
- Chesapeake & Ohio Railroad
- Chicago & North Western
- Chicago Rock Island & Pacific Railroad
- Commonwealth Railway (Australia)
- Connecticut Department of Transportation
- Conrail

- Oregon DOT
- Oregon Pacific & Eastern Railroad
- Pennsylvania – Reading Seashore Line
- Penn Central Railroad



British Columbia Railroad RDC-3

- PaTrain – Port of Allegheny County
- POTB – Port of Tillimook Bay
- Quebec North Shore and Labrador
- Reading Company
- Reading & Northern Railroad
- Red Springs & Northern Railroad
- Seminole Gulf Railroad
- Southeast Kansas Railway Co.
- Southern Pacific Railroad
- Tennessee Valley Railroad Museum
- VIA Rail Canada
- Western Pacific Railroad
- Wilton Scenic Railroad
- Winnepesaukee Scenic Railroad



Reading RDC-2 and RDC-1s

- Cuyahoga Valley Scenic Railway
- Dallas Area Rapid Transit – Trinity Rail
- Denver & Rio Grande Western Railroad
- Duluth Winipeg and Pacific Railroad
- Fayette Central Railroad
- Great Northern Railway
- Lehigh Valley Railroad
- Long Island Railroad
- Louisville New Albany & Corydon Railroad
- MdDOT/MARC – Maryland Area Rail Commuter
- Massachusetts Bay Transit Authority
- Metro-North Commuter Railroad
- Minneapolis & St. Louis Railroad
- New Haven Railroad
- New Jersey Transit
- New York Central
- New York Susquehanna & Western Railroad
- Newport Dinner Train – Islanders Touring Train
- North Shore Scenic Railway
- Northern Pacific Railroad



Reading RDC-2 and RDC-1

Web Sources:

- Trainweb Passenger Cars
<http://trainweb.org/passengercars/>
- Wikipedia Budd Rail Diesel Car
http://en.wikipedia.org/wiki/Budd_Rail_Diesel_Car
- Budd RDC.org
<http://www.budd-rdc.org/>
- Budd RDC Virtual Tour of the Rail Diesel Car
<http://www.sisterbetty.org/rdc/index.htm>
- Ross Horwood Site
<http://www.rosshorwood.com/RailSiteLinksFiles/BuddRDC.html>



New York Central Railroad Jet-Engine RDC

MEMRR NEWS AND VIEWS

From Jim Pahriss:

Dick Conger, a new member, has invited all club members and their families to see his garden railroad on Sunday **October 21** from 3-6 pm. Dick has over 600ft of track in his layout and has been a feature garden for the Jonesborough Garden Gala for the past three years. He has scratch built the majority of the structures on his layout and they represent actual structures along the narrow gauge ET&WNC.

From John Edwards and the MEMRR.ORG website – Upcoming Shows and Meets:

November 3 & 4, 2007

23rd Annual Train and Railroadiana Show, Raleigh, NC
40,000 square foot building, 200 dealer tables,
4 operating layouts including Sippin & Switchin (5,000 square feet),
North Raleigh N-Scalers, S-Scale, and G-Scale layouts.

November 10 & 11, 2007

2007 Rallfest, Bluefield, WV
Pocahontas Chapter NRHS Model Railroad Show and Sale
featuring the largest N-Scale display in West Virginia,
vendors from 3 states; all gauges represented.
Family event not to be missed!

November 10 & 11, 2007

The Great Train Expo, Norcross, GA
Model Railroad, Operating Exhibit, Railroad Memorabilia,
Toy Train/ Collectible Show, Workshops and Clinics

November 17, 2007

Holiday Train Show 2007, Winston - Salem, NC
Winston-Salem Fair Grounds,
Home & Garden
Bldg, University Pkwy @ 28th St
Winston-Salem, NC 27105

SIGNAL BRIDGE
MEMBER OF THE MONTH
JACK McWHIRTER

E-mail

Home Layout

Yes

Occupation

Lutheran Minister Retired

MEMRR Module No

Favorite railroad Santa Fe

Favorite aspect of hobby

Enjoy Building structures

Least favorite aspect of hobby

Finishing projects

How did you get started in hobby

Fascination as a teenager

How long have you been a member of the MEMRR

5 Years

What got you started with MEMRR

Retirement.

What dreams do you have for your layout or module

Realign the track and work on landscape on the home layout

What other model railroad or railfan activities do you participate in

None

What one thing would improve MEMRR

Moving to the new quarters on the ETSU campus; it is nice to have a permanent home for the layout and club.

PRODUCT REVIEW
Dream-Plan-Build Video Series, Vol. 11

Coming fast on the heels of the Rail; Across America Edition – Railroads And Steel Kalmbach Publishing Co.'s has released the 11th volume in the Dream-Plan-Build Video Series. This DVD contains the blend of modeling, rail history, layout tours and tourist segments in a format similar to that of the other DVDs in the series. Of interest, the DVD contains segments on:

Model Railroad Techniques

- Blending Rock Carvings Into Your Layout
- Step By Step: Handlaying Turnouts
- Making Roads From Styrene
- Enhance The Appearance of Your Freight Cars
- Weathering Structures with Water Colors

Model Railroad Layouts

- A Joint Effort: The Columbia Gorge Model RR Club Layout
- Live Steam Engines on Grover Devinie's Garden Layout
- The Frost Family's Nostalgic American Flyer Layout
- John Horwath's Chicago & Northwestern HO Layout
- Toy Train Treasures Layout at the Children's Museum

Prototype

- The History of Tehachapi Loop
- Chicago's First RR: The Chicago & Northwestern
- A Ride Through Alaska on the Alaskan Railroad Corp

This volume contains much of what we've come to expect in the series. Borrow the club's copy, sit back, and enjoy an hour or so of interesting ideas.

Cost: \$24.90 (S&H Included)

PRODUCT REVIEW

Dream-Plan-Build: Rails Across America Edition

Kalmbach has produced yet another edition of videos in The Dream Plan Build video Series, this one entitled **RAILS ACROSS AMERICA**. The first issue, *Change In the Tehachapi's* is packed action shots of trains as they journey from Barstow to Bakersfield through the Mojave Sub in California.

The video is a bit slow and tedious, but adequately captures the action as BNSF, UP and other locomotive climb out of the Mojave into the Tehachapi Mountains. Chapters include:

- Starting the Journey through the Tehachapi's
- BNSF Joins the UP line at Mojave
- Multiple Meets Between Cable and Marcei
- Train Wreck at Tunnel 10
- The Tehachapi Loop
- The Tunnels to the North
- Caliente's Horseshoe Curve
- The End of The Journey at Sand Cut

If you like modern diesels and big power with TOFC, Container and merchandise freights in a western setting then sit back and enjoy the scenes. You can borrow the club's copy and enjoy an hour or so of watching the big boys operate.

Cost: \$24.90 (S&H Included)

JOHNSON DEPOT DAYS

This Column: Paul Haynes (Top) – Larry Fraser



This Column: Ted & Mary Bleck-Doran (Top) – Mary & Lois Woods



From the Dispatcher's Desk – Fred's Thoughts....

We have 3 "Green Shirt Events" coming up that are very important for the club. They are all official events connected to the university and it is critical that we have as many participants as possible to operate the layouts and to interact with our visitors. Two of them are scheduled for mornings during the workweek. That means that some of our members will be at their regular jobs and probably will not be able to participate and that will make it even more important that those who don't have a scheduling conflict be there to represent the club. It also means that university classes will be in session and parking places will be at a premium and probably non-existent. My recommendation is for you to stop by Safety and Security just off University Parkway and get a visitor parking sticker for the day. Then park on the blocked off street in front (east side) of the building housing the museum. You have to enter from the north (mini-dome side off State of Franklin) and drive through the section with the cable barrier (barrier is usually down) and park near the building on either side of the street. I will contact the campus police and tell them what is happening and ask them not to ticket your vehicle. If you get a ticket give it to me and I will try to "fix" it. The Sat. 20th event should not require any special parking action and there should be places in the parking lot on the west side of the building where we normally park when we are working at the museum. Our public phase of our work is just beginning, but most of it will be having the museum open on Saturdays from 10 a.m. to 3:00 p.m. for the public. We will need to start doing this very soon.

The September Cookout by the Lake hosted by Kim and Tom McKee at their beautiful lakeside home was a well attended, wonderful event. We had more than 20 members, spouses and significant-others in attendance and the McKees were exceptional hosts. Tom's garden railroads are terrific and we were all thrilled to watch the big G-gauge locos with their consists snake their way over curved trestles, around water elements, under tunnels and through the woodlands. The combined food dishes and the grilled meats were a taste treat and everyone had full tummies and a great time. We have not had a picnic as a club for many years and from all the comments I

have heard we need to plan on having at least one each year. We want to express our deepest appreciation to the McKee's for making it possible.

Museum update: Additional ceiling lights and track lighting have been installed by the university and the new metal doors are up and painted. Four large glass sided cases with top lighting, glass shelves and lockable doors are now in place and the displays are going inside. One case near the entrance will be devoted to George L. Carter and the Clinchfield Railroad and already has some great display items in it. The university has ordered security cameras to be installed in the museum room for added security of its contents. Through some contacts Hobie Hyder made NSRR donated a flashing crossbuck signal with mast and base that will soon be installed outside the museum and electrified to be used to attract visitors when the museum is open. Additionally, wall overhead cabinets and a bookcase have also been installed in our workroom and already much of the clutter on the worktops of the base cabinets has been stored inside them. Harriet Swank has sewn more skirts for the N-scale layout and by the time you read this will have some for the G-scale layout as well. Duane has been busy installing the clothes pins to attach the skirts with. The changes are noticeable and the museum is really beginning to look like a railroad museum, but it has been accomplished only by dedicated work and long hours of volunteered time. Everyone should be proud of what you have accomplished and I am sure you all can see the potential we have for making this a very special place that will attract and educate lots of people in the coming months and years. Thank you all for all you have done. But, there is much yet left to do. The modules on the mountain side nearest the door are now front-and-center as the first part of the club layout visitors see. They are also the modules that need the most work to bring them up to that more-finished look that most of the rest of the layout now has. We need you as the owner of one or more of these modules to devote some time on a regular basis for the rest of 2007 to do just that. If you need help there are members of the club ready and willing to assist you, but this has to be done and quickly.


Please don't hesitate to contact the president if you have any questions about this. We want to help you bring your module up to club and museum standards and we will assist you in any way we can, but the important person in this equation is you, the module owner.

The George L. Carter Railroad Museum will be formally dedicated on Friday, November 16th at 11:00 a.m. This will be a special event and there will be morning programs and lectures about local railroad history on the campus in the hours prior to the actual dedication by Paul E. Stanton, Jr., President of ETSU. Many special people and groups will be invited to the dedication ceremony and there will be

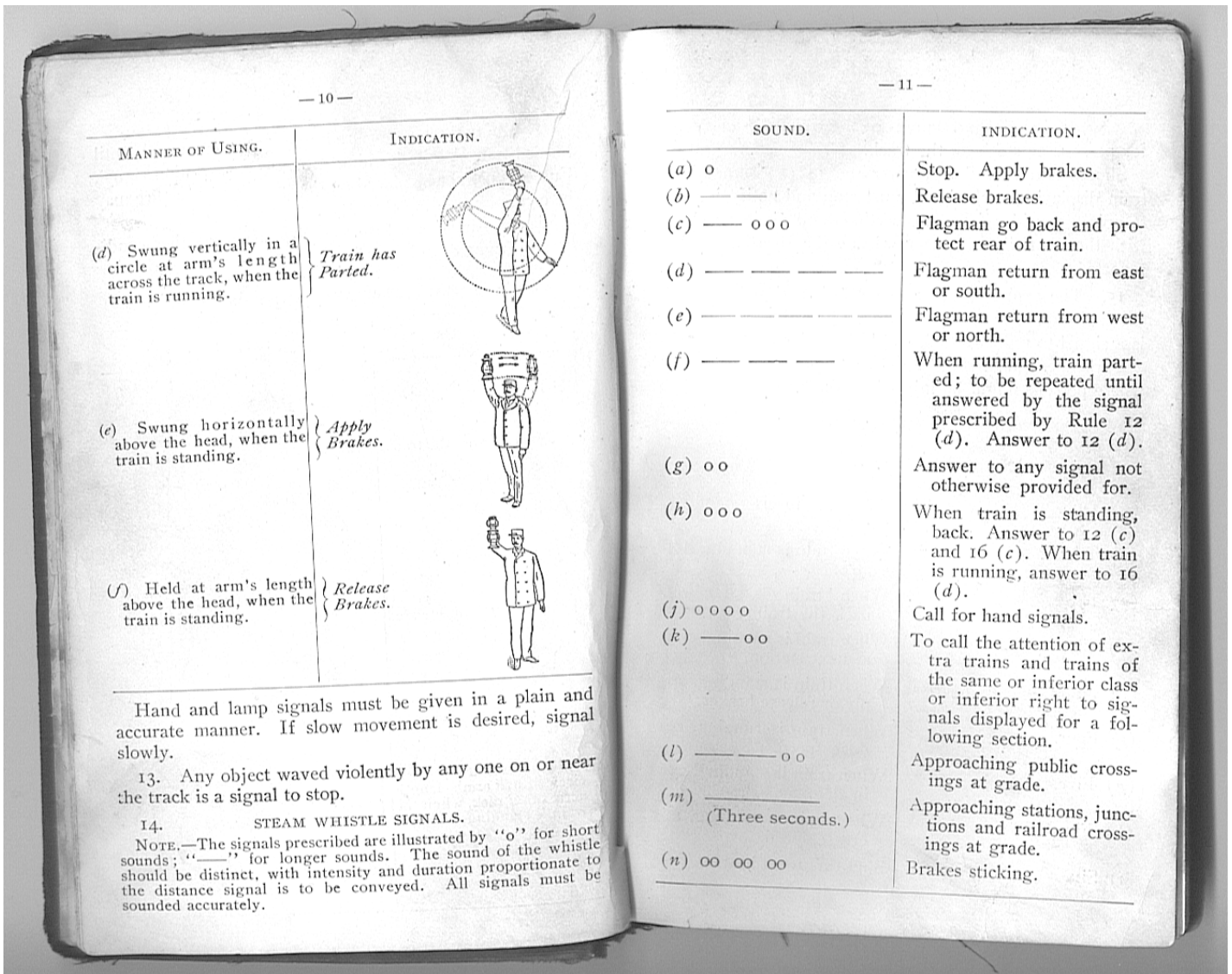
refreshments served. Our club will also be centrally focused, both in the dedication remarks as the people whose work made the exhibits possible and as the experts who make the trains run smoothly through the miniature landscapes we have created. I am responsible for creating some of the guest list for official university invitations to the event and also will be asked to contact potential speakers for the morning lectures. If any of you have suggestions for either list please let me know as soon as you can after you read this as time is short. So, mark you calendars for all that will be happening in October and November at the new railroad museum and come be a part of the history we are making.

- Fred Alsop

1st Annual Picnic at Tom McKee's G-Gauge Layout



Top: CSX Container freight on the upper loop Right: Fred runs the business meeting Left: John Carter, Tom McKee, Jim Pahrns inspect the main line.



From Nashville Chattanooga & St Louis Railway 1906 Rulebook

Check out the club new web site at:

MEMRR.ORG

Ask John Edwards for your own MEMRR Email Account while you're at it

JOIN THE FUN

THURSDAYS ARE WORK NIGHTS THE CREW GATHERS BEGINNING AT 5:30 OR SO...
COME WORK ON THE LAYOUTS OR RUN SOME TRAINS
THERE'S ALWAYS SOMETHING TO LEARN - SEE - OR - DO IN N Gauge - G Gauge - and HO

MEMORR

IMPORTANT DATES FOR YOUR CALENDAR



Wed. **OCTOBER 17**

9:30-10:45 a.m. President's Council (vice presidents, deans, directors, other administrators, etc. preview the Railroad Museum. Members present 9:00 a.m.

Sat **OCTOBER 20**

BUCANEER BASH ETSU Homecoming Railroad Museum open 10:00 a.m. to 3:30 p.m. Members need to be here by around 9:30 to operate the layouts.

Fri **NOVEMBER 16**

MUSEUM DEDICATION

Ceremonies begin at 11:00 a.m. Morning programs/speakers earlier that day. Members need to be present 10:30—2:30.

